



QUARTERLY STATUS REPORT

QUARTERLY STATUS REPORT

THIRD QUARTER 2019
JULY through SEPTEMBER

Director

Joel Hornickel

Building Division

Roy Swarms

Code Enforcement

Keith Crawford

Planning

Perry Eckhardt

TABLE OF CONTENTS

SECTION	PAGE
Section 1: Building Division Activity	1
Section 2: Building Performance Measurements	1
Building Permits Issued	2
Building Permit Valuations	3
Residential Type Permits Issued	4
Days to Issue Permits	5
Inspections Performed	6
Commercial Building Permits Over \$10,000	8
Section 3: Code Enforcement Activity	11
Enforcement Summary	11
Code Violations Data	11
Weed Abatement	14
Citations Issued	15
Multiple Violations by Address	16
Code Enforcement Lodging Inspections	17
Section 4: Code Enforcement Performance Measurements	18
Rates of Voluntary and Forced Compliance	18
Complaints Received	19
Section 5: Sign Activity	20
Sign Removals	20
Sign Permits Approved	21
Temporary Signs	11
Section 6: Planning Activity	23
Section 7: Planning Department Surveys	26

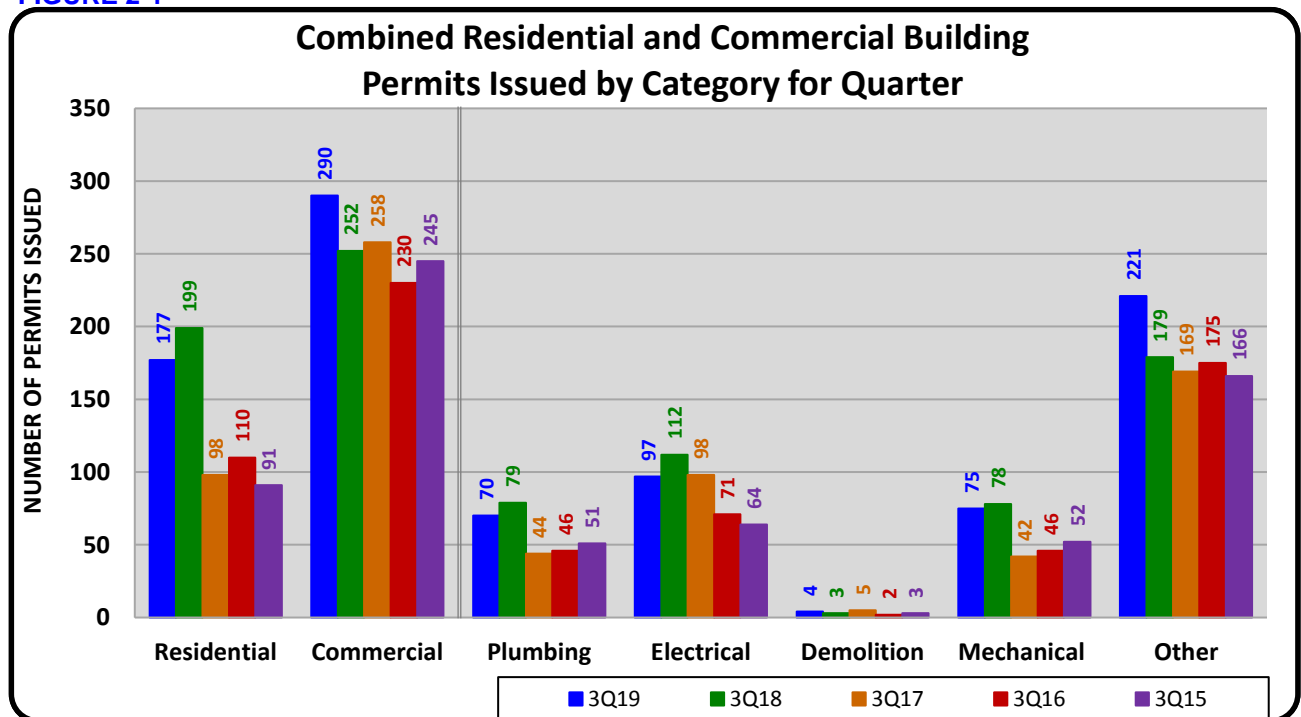
SECTION 1: BUILDING DIVISION ACTIVITY

TABLE 1-1: Building Division Quarterly Status

Activity	1Q19	2Q19	3Q19	4Q19	Total
Working w/o a Permit Assessed	8	7	24		39
Plan Reviews Completed	202	173	223		598
Projects completed	166	246	239		651
Residential Permits Issued	95	93	177		365
Commercial Permits Issued	302	299	290		891

SECTION 2: BUILDING PERFORMANCE MEASUREMENTS

FIGURE 2-1



***Note:** "Other" includes signs, roof, decks, drywall, paving, landscaping, concrete/masonry, and insulation inspections.

***Note:** The Residential and Commercial permit numbers equal the combined number of Plumbing, Electrical, Demolition, Mechanical and Other permits.

FIGURE 2-2

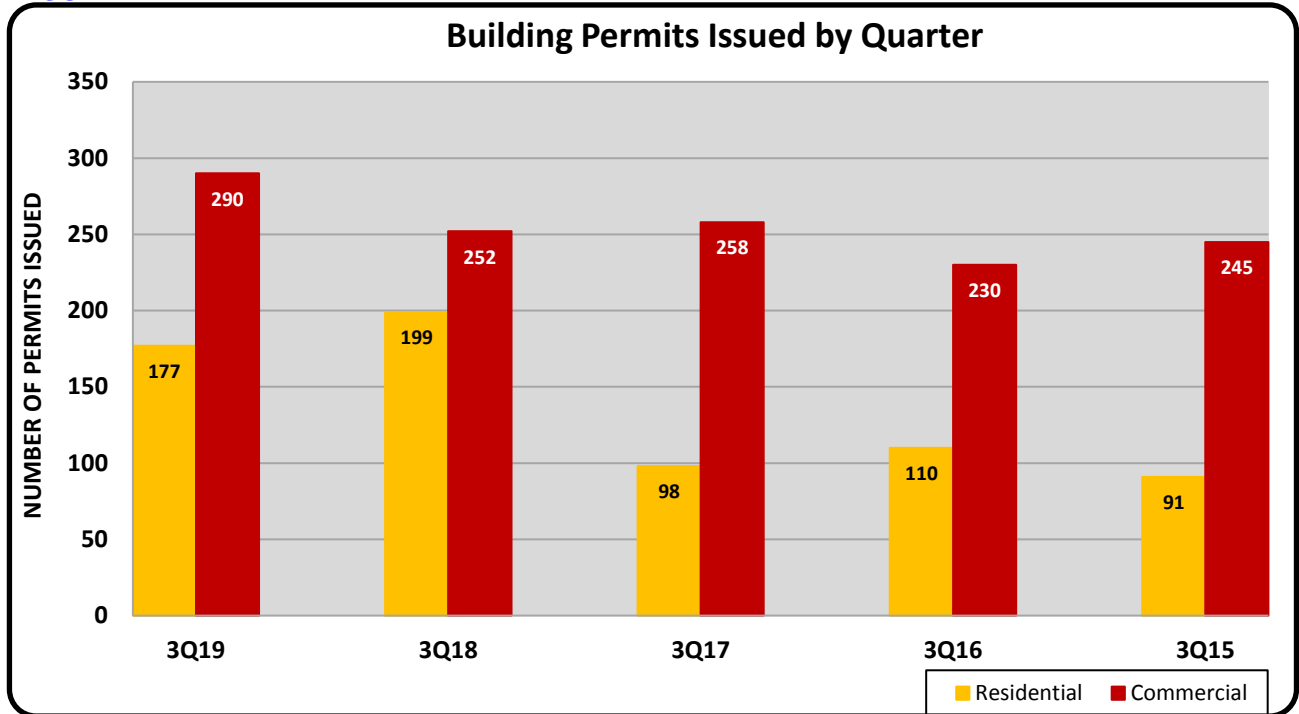


FIGURE 2-3

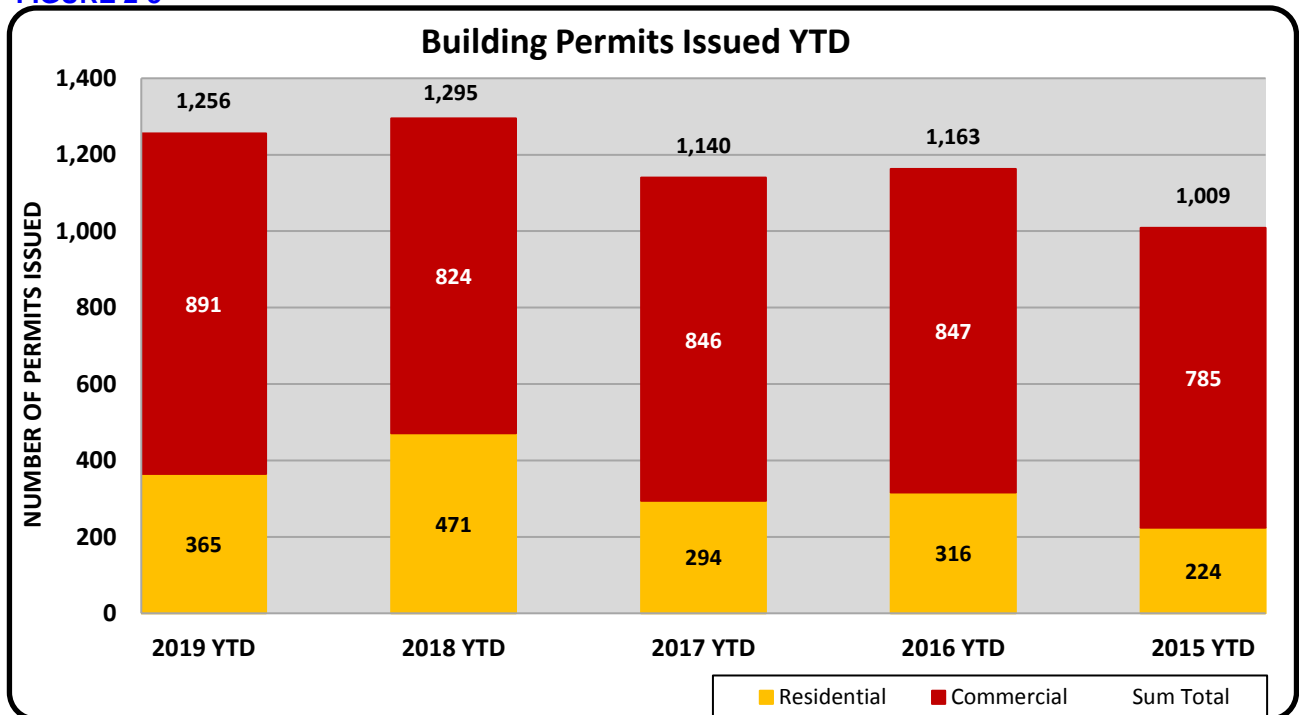


FIGURE 2-4

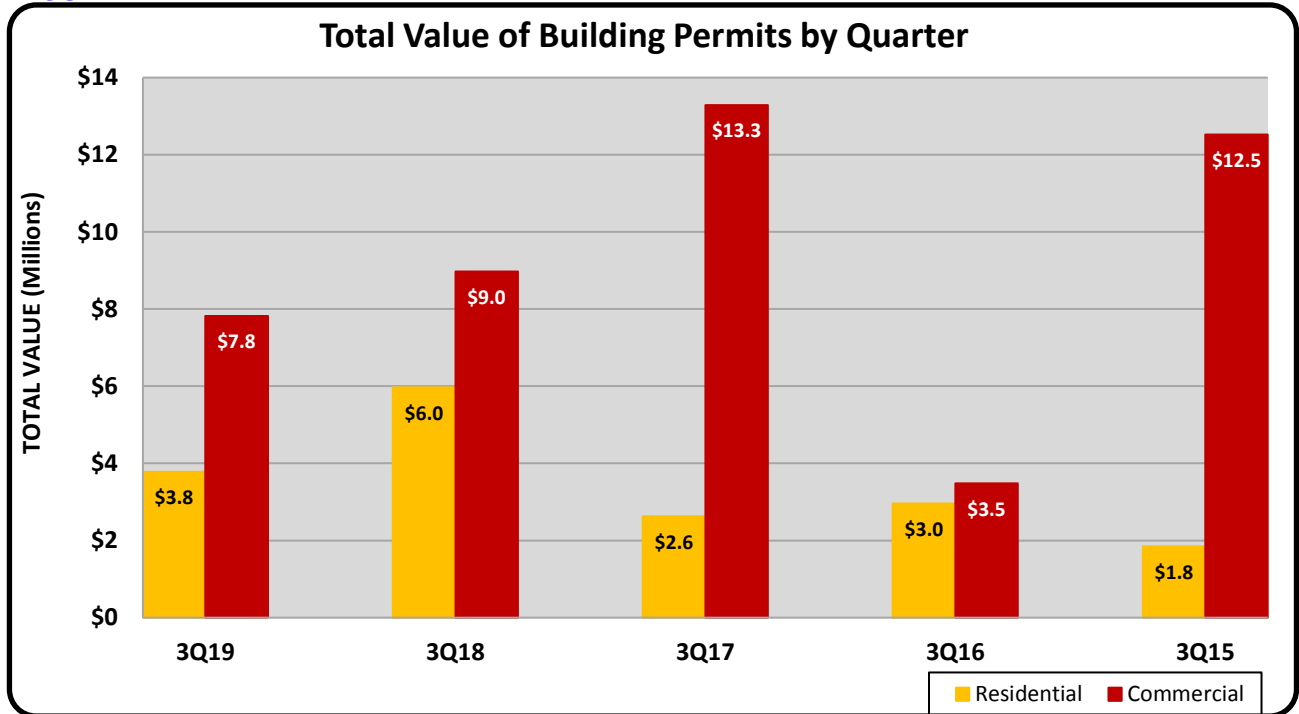


FIGURE 2-5

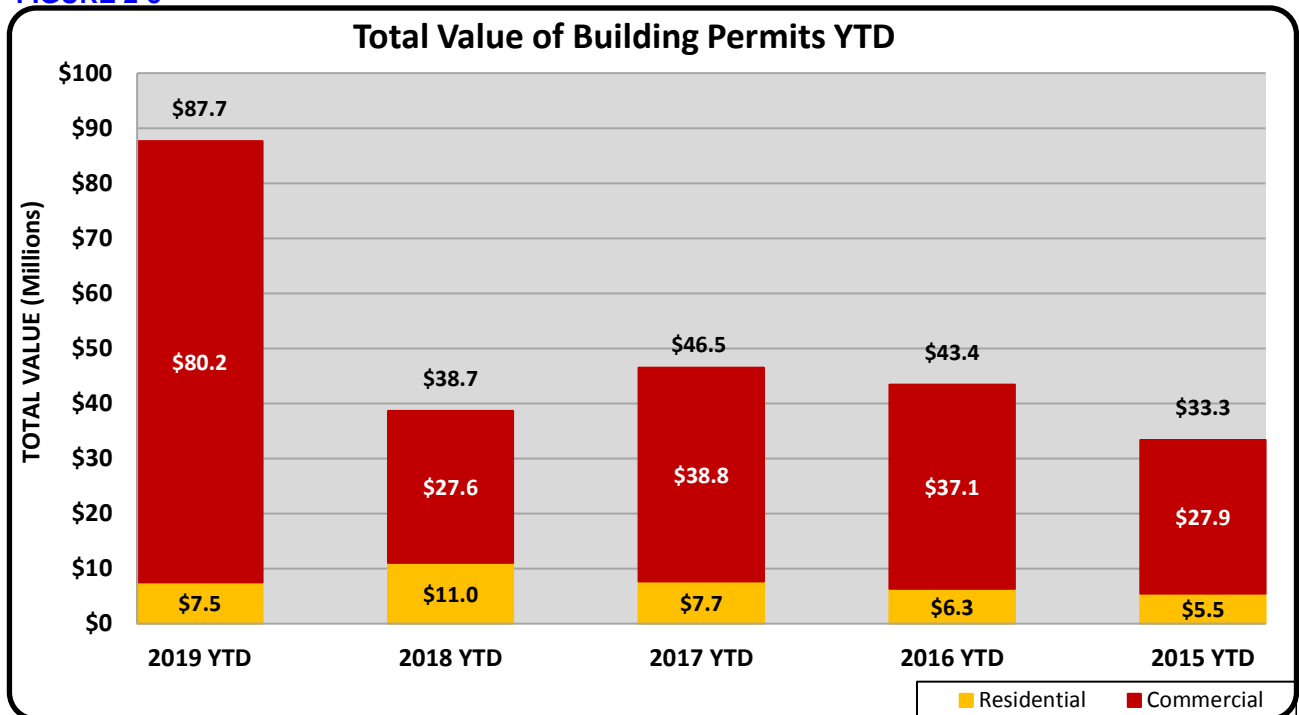


FIGURE 2-6

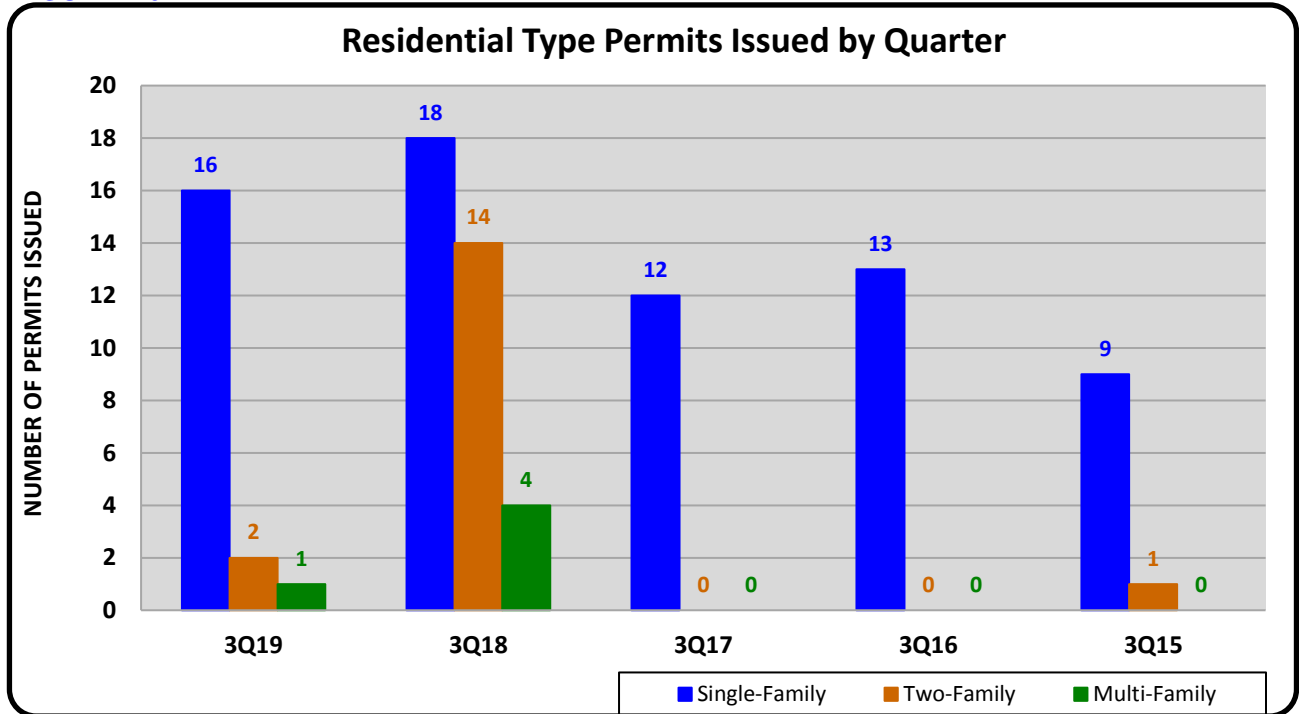


FIGURE 2-7

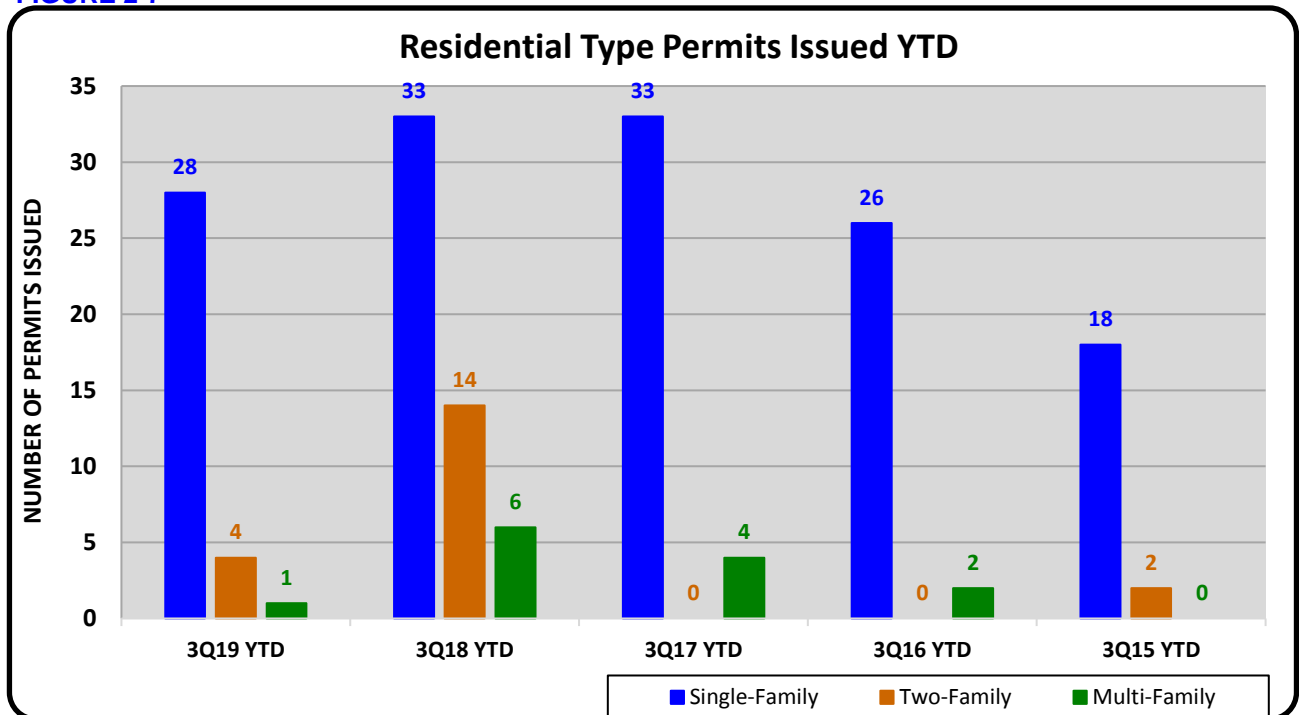


FIGURE 2-8

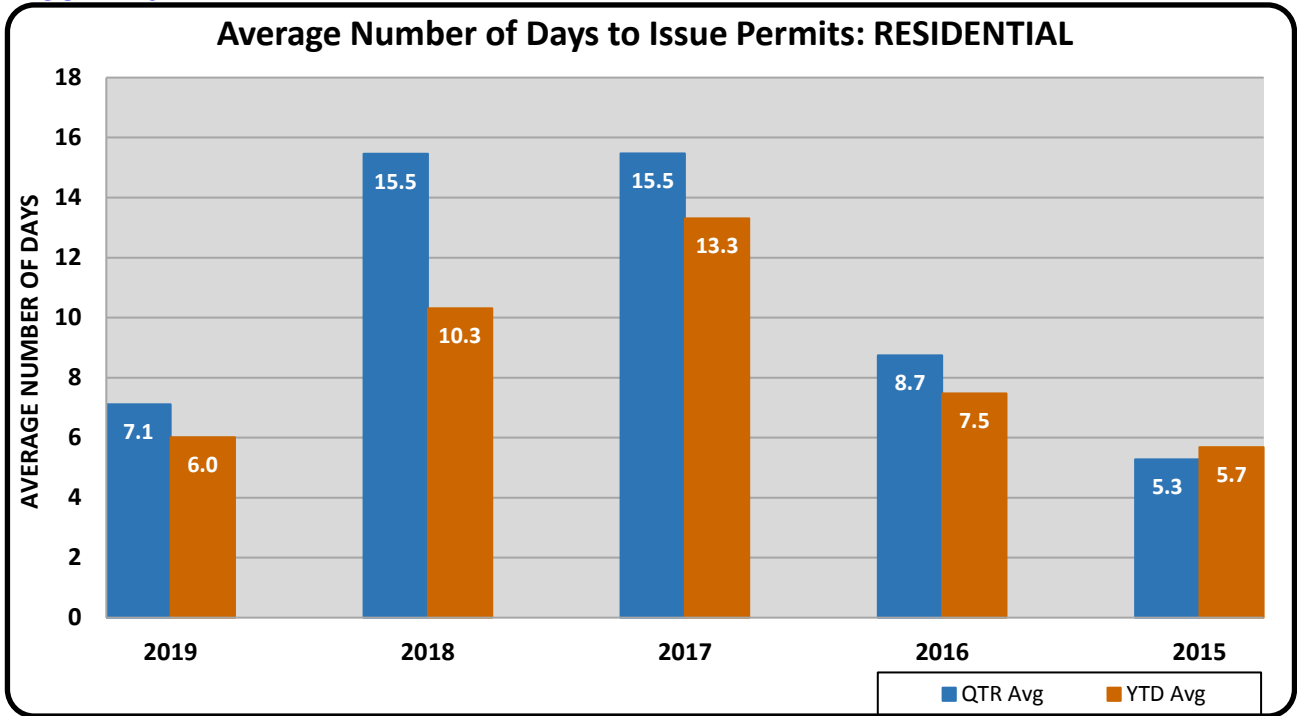
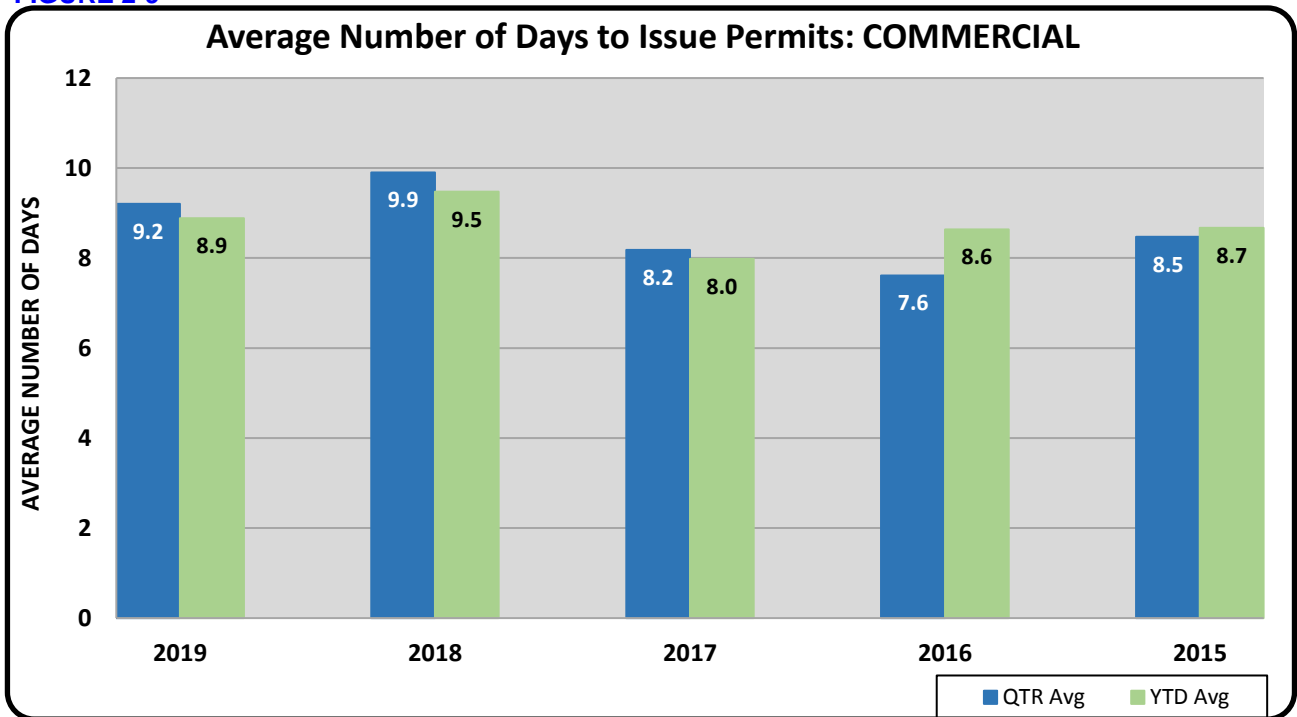


FIGURE 2-9



QUARTERLY STATUS REPORT

FIGURE 2-10

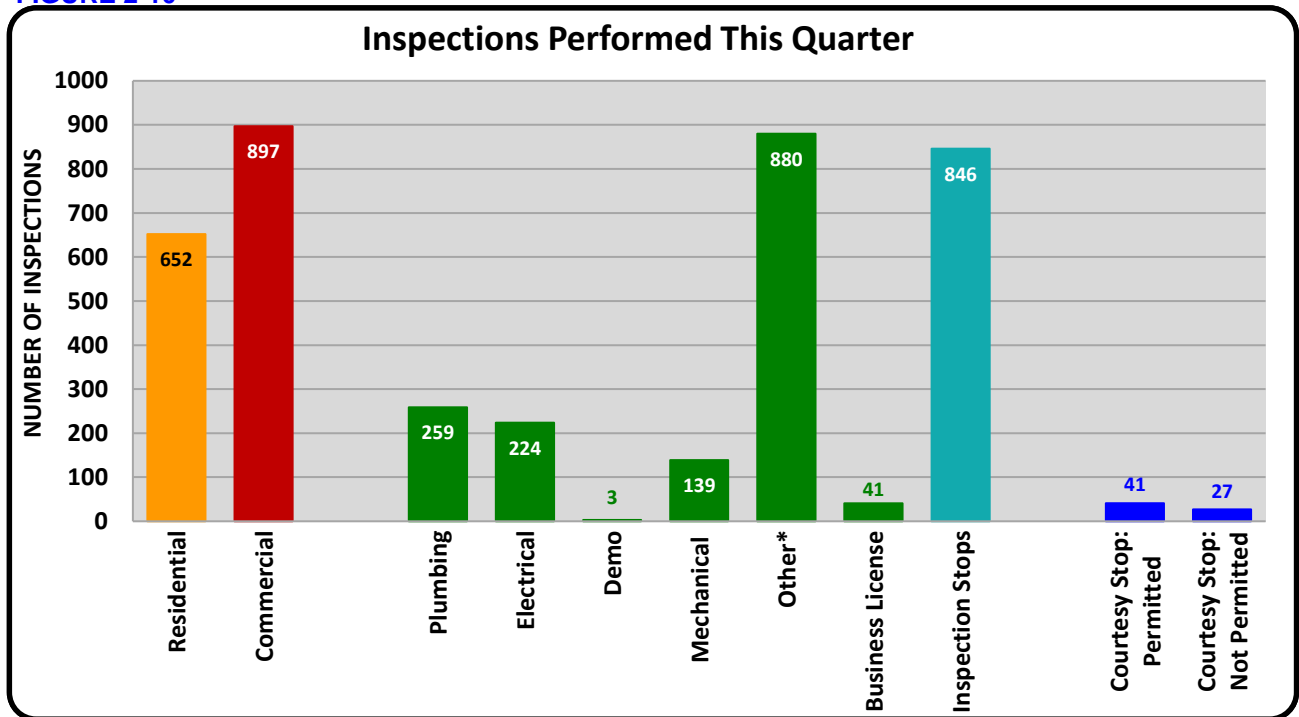
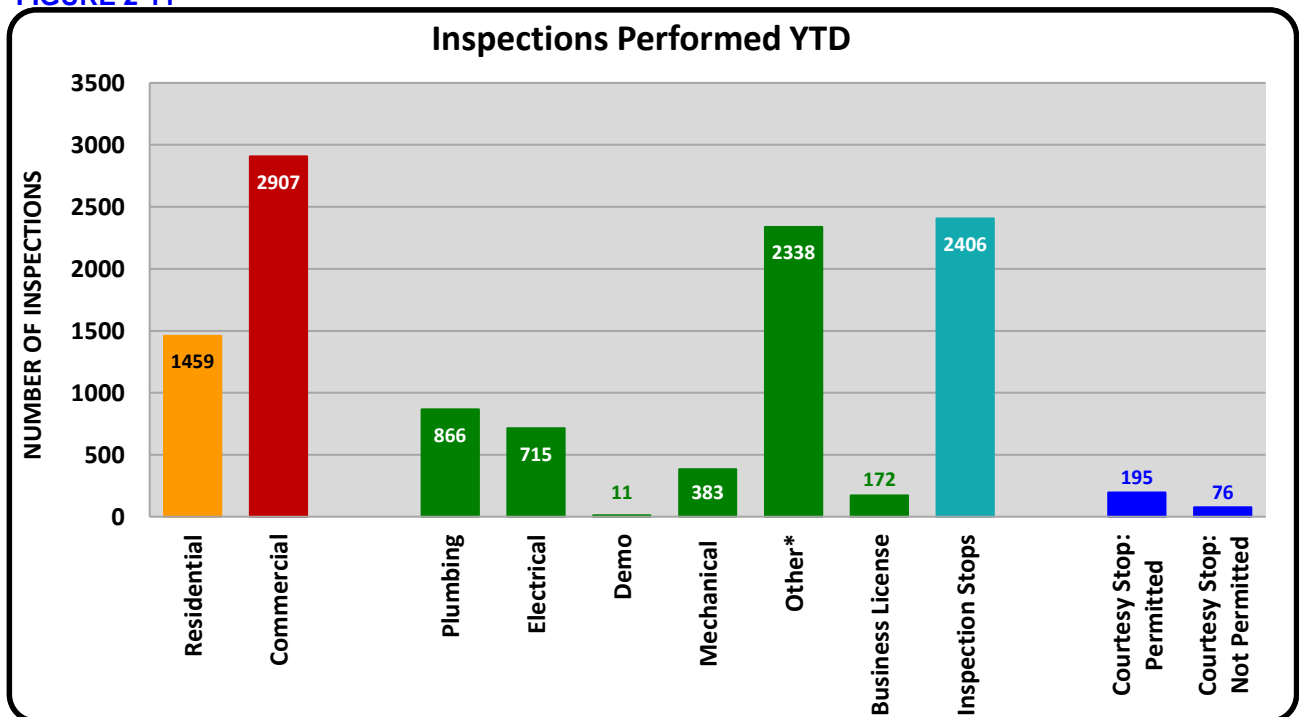


FIGURE 2-11



***Note:** "Other" includes signs, roof, decks, drywall, paving, landscaping, concrete/masonry, and insulation inspections.

FIGURE 2-12

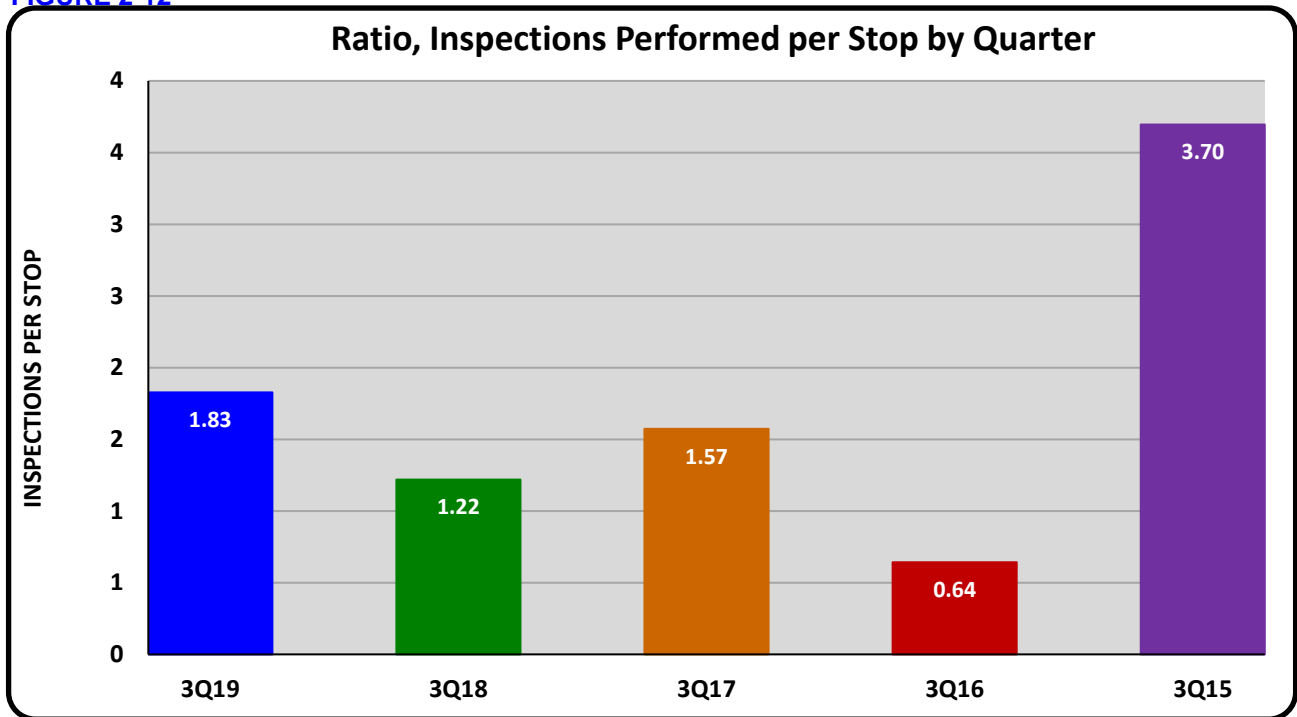
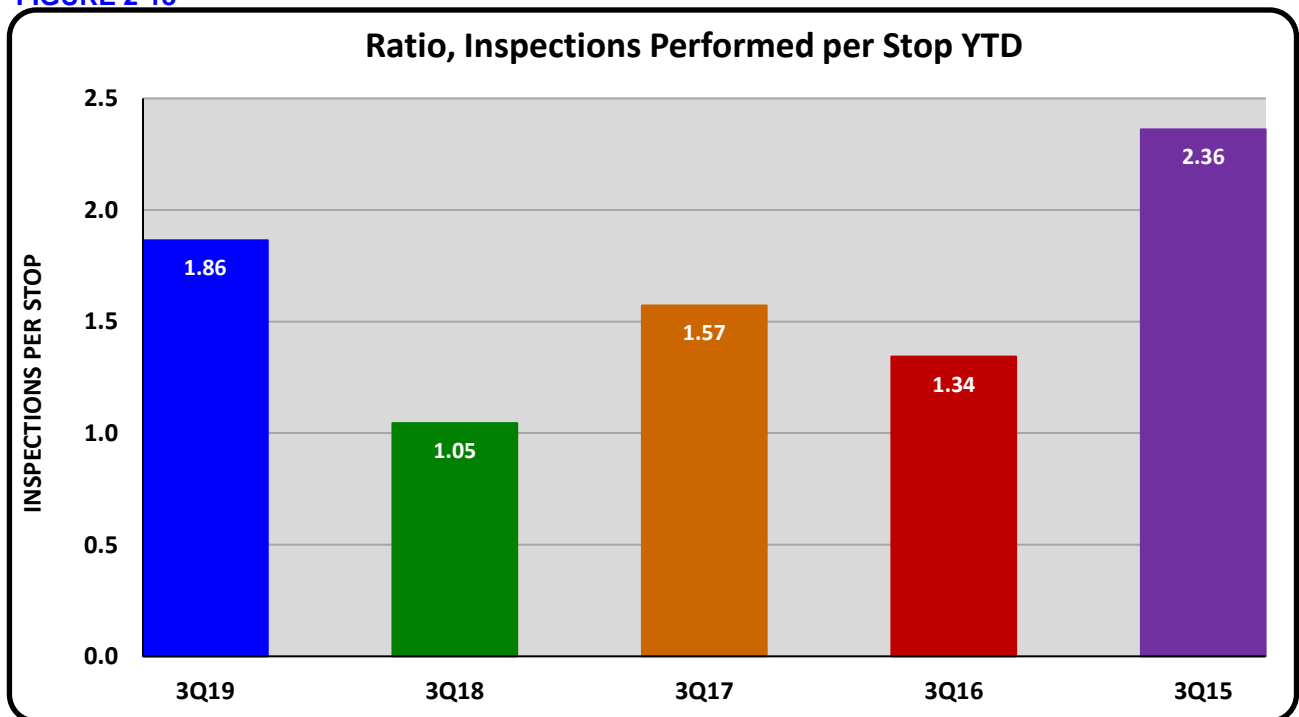


FIGURE 2-13



QUARTERLY STATUS REPORT

TABLE 2-1: 3Q Building Permits for Commercial Construction Valued Over \$10,000

Type	Business	Address	Estimated Value
Building	Majestic Quarters	325 Majestic Dr	\$ 2,000,000
Building	Natures Wonders	1601 State Hwy 248	\$ 525,000
Building	Faith Life Church New Pavillion	3701 W State Hwy 76	\$ 500,000
Building	Surrey Inn 2nd & 3rd Floor	450 S State Hwy 165	\$ 500,000
Building	Moncado Nightly Rental	111 Cottonwood Cir	\$ 440,000
Building	Foothills at Thousand Hills Reroof	350 S Wildwood Dr	\$ 400,000
Building	Vera Bradley	300 Tanger Blvd	\$ 220,000
Building	Kings Chapel	1839 W State Hwy 76	\$ 211,000
Building	Branson Self Storage	1972 State Hwy 165	\$ 200,000
Building	Tanger Outlets Reroof	300 Tanger Blvd	\$ 173,711
Building	D T & D LLC	2900 Green Mountain Dr 101	\$ 161,880
Building	Surrey Chapel	440 S State Hwy 165	\$ 150,000
Building	Armed Forces Career Center	490 Branson Landing Blvd #305	\$ 140,000
Landscape	Grand Village Shoppes	2800 W State Hwy 76	\$ 100,000
Building	Smith Creek Moonshine	300 Tanger Blvd #232	\$ 100,000
Building	Meadow Brook Repairs	195 Meadow Brook	\$ 100,000
Building	Big Air USA	3300 Gretna Rd Ste D	\$ 100,000
Building	Mid-Towne Plaza	3027 W State Hwy 76 200	\$ 99,750
Building	D T & D LLC	2900 Green Mountain Dr 201	\$ 99,660
Building	Deer Valley Nightly Rental	172 Deer Valley Dr	\$ 90,000
Building	Lyle Companies Remodel	204 E Long St	\$ 83,000
Building	Pizza Hut	3000 Green Mountain Dr 100	\$ 66,750
Mechanical	Castle Rock Water Park	3001 Green Mountain Dr	\$ 65,000
Building	Harry & David's	300 Tanger Blvd 310	\$ 65,000
Building	Beautiful Spring Nail Spa	210 W Pacific St	\$ 50,000
Building	WalMart	1101 Branson Hills Pkwy	\$ 50,000
Demolition	Hall of Fame Motel Demo	3005 W State Hwy 76	\$ 45,000
Building	Tuscany Condos BD 1	201 Golf View Dr BD 1	\$ 34,278
Building	Greens Bridge Replacement	2700 Green Mountain Dr	\$ 32,000
Building	Sign Shop Remodel	2855 Fall Creek Rd 60	\$ 30,000
Building	Jim Stafford Theater Interior Decks	3440 W State Hwy 76	\$ 30,000
Building	IMAX Roof	3562 Shepherd of the Hills Expy	\$ 30,000
Mechanical	Bounce House	3224 W State Hwy 76	\$ 29,000
Building	Tuscany Condos BD 3	201 Golf View Dr BD3	\$ 28,560
Paving	Bloom Church	2353 State Hwy 248	\$ 26,000
Plumbing	Sewer Connection for pool	155 Majestic Cir	\$ 25,000
Mechanical	Golden Corral	3551 Shepherd of the Hills Expy	\$ 25,000
Electrical	Missouri American Water	300 Terrace Rd	\$ 23,000
Building	Cavar Station	125 S Bus 65	\$ 21,500
Building	Meadowbrook	200 Meadow Ridge Ln	\$ 20,000
Building	Cortes Condo	1416 Riverstone Dr	\$ 20,000
Mechanical	Tri Lakes Christian Church	116 Pathway	\$ 20,000
Landscape	Moncado Nightly Rental	111 Cottonwood Cir	\$ 17,000

QUARTERLY STATUS REPORT

Type	Business	Address	Estimated Value
Mechanical	Uptown Café HVAC	285 S State Hwy 165	\$ 15,000
Paving	Lilley's Landing	367 River Ln	\$ 14,500
Building	Oakley Vault HVAC	300 Tanger Blvd #435	\$ 14,014
Building	EZ Center Reroof	1901 W State Hwy 76	\$ 14,000
Building	HCW Repair	900 Branson Landing	\$ 13,000
Building	Community of Christ Church Reroof	1103 W Main St	\$ 13,000
Building	Lazy Valley Resort	285 River Ln Bd 1	\$ 12,339
Building	Big Air	3300 Gretna Rd Ste D	\$ 12,270
Mechanical	Olive Garden	3790 W State Hwy 76	\$ 12,000
Building	Lazy Valley Resort	285 River Ln Bd 3	\$ 11,941
Building	Bousheri Roof	1033 W Main St	\$ 10,800
Building	Lazy Valley Resort	285 River Ln	\$ 10,617
Building	Blue Building Prep Demo	3027 W State Hwy 76	\$ 10,000
Mechanical	Billy Bob's Dairyland	1829 W State Hwy 76	\$ 10,000

QUARTERLY STATUS REPORT

TABLE 2-2: 2Q Building Permits for Commercial Construction Valued Over \$10,000

Type	Business	Address	Estimated Value
Building	Cox Utility Plant	525 Branson Landing Blvd	\$ 10,390,000
Landscape	Cedar Ridge Campus Site Improvements	308 Cedar Ridge Dr	\$ 1,480,000
Land Disturb	Chateau Cove Phases 3-5 LS	230 Chateau Cove Dr	\$ 1,000,000
Building	Rosalee Street Warehouse	298 Rosalee St	\$ 750,000
Building	Grand Palace Selective Demo	2700 W State Hwy 76	\$ 400,000
Building	Branson Self Storage	1972 State Hwy 165	\$ 400,000
Building	Good Nite Inn Remodel	2330 W State Hwy 76	\$ 390,000
Building	Johnstone Supply Storage Building	108 Chiefs Ct	\$ 341,000
Building	Sperry Infill	300 Tanger Blvd Ste 525	\$ 280,000
Building	Bath & Body Works	300 Tanger Blvd Ste 520	\$ 250,000
Building	Branson Top Ops Maze	2320 W State Hwy 76	\$ 243,000
Building	Fritz's Adventure Solar Panels	1425 W State Hwy 76	\$ 223,231
Building	Cedar Ridge Campus Site Improvements	308 Cedar Ridge Dr	\$ 200,000
Building	Aerie	300 Tanger Blvd Ste #430	\$ 187,400
Electrical	Angel Inn Solar Installation	3311 Shepherd of the Hills Expy	\$ 180,000
Paving	Pointe Royale Paving	142 Clubhouse Dr	\$ 160,000
Building	Verizon Retail Store	1394 State Hwy 248 A	\$ 150,000
Building	Branson Coaster Viewing Deck	2115 W State Hwy 76	\$ 150,000
Landscape	Nature's Wonders	1601 State Hwy 248	\$ 150,000
Landscape	National Enquirer Museum	3115 W State Hwy 76	\$ 100,000
Landscape	248 Parkway Land Disturbance	1819 State Hwy 248	\$ 100,000
Mechanical	Grand Shanghai Theatre	3455 W State Hwy 76	\$ 86,510
Building	Sunglass Hut	305 Branson Landing	\$ 85,000
Building	Plato's Cave Dining Hall	3522 Keeter St	\$ 75,000
Building	Old Majestic Steakhouse	2849 Gretna Rd	\$ 71,400
Building	Branson Baptist Church	311 W Atlantic St	\$ 71,000
Building	Big Air USA Prep Demo	3300 Gretna Rd	\$ 70,000
Mechanical	Branson Bank	4675 Gretna Rd	\$ 64,125
Building	Good Shepherd Inn	1023 W Main St	\$ 60,000
Building	Suites at Fall Creek Stairs	480 Fall Creek Dr BD 22	\$ 60,000
Building	Yellow Rose Inn & Suites	3140 Falls Pkwy	\$ 60,000
Building	Lau Water Damage Repairs	195 Meadow Brook 4	\$ 50,000
Plumbing	Westgate Waterpark Service Lines	2252 Shepherd of the Hills Expy	\$ 50,000
Building	Tanger Ste 525	300 Tanger Blvd Ste #525	\$ 50,000
Building	Walmart	1101 Branson Hills Pkwy	\$ 50,000
Building	Hanes	300 Tanger Blvd 314	\$ 40,000
Building	Cabins at Green Mountain Dr	3864 Green Mountain Dr	\$ 30,000
Building	Tower Swing Food Kiosk	2115 W State Hwy 76	\$ 30,000
Mechanical	Grand Country HVAC	1945 W State Hwy 76	\$ 30,000
Building	Ozark Country Enterprises Roof	102 W Main St	\$ 28,770
Building	Anglers Outfitters	136 Eden Way	\$ 27,250
Paving	Welk Resorts	1984 State Hwy 165	\$ 26,759
Building	Windsor Inn	3520 W State Hwy 76	\$ 25,000



QUARTERLY STATUS REPORT

Type	Business	Address	Estimated Value
Building	Cold Stone Creamery	482 Branson Landing Blvd #107	\$ 25,000
Building	Plato's Cave BD 1, 2, & 4	3524 Keeter St	\$ 25,000
Building	Branson Housing Stair Repair	320 W Main St	\$ 24,362
Building	Shepherd of the Hills Episcopal Church	107 Walnut Ln	\$ 22,500
Paving	Willow Ridge at Branson	2929 Green Mountain Dr	\$ 21,228
Paving	Fall Creek Condos	510 Abby Ln	\$ 20,913
Mechanical	Great American Steak & Chicken House	2421 W State Hwy 76	\$ 18,000
Plumbing	Ozark Country Campground	679 Quebec Dr	\$ 18,000
Building	Branson Scenic Tours	1103 Branson Landing	\$ 15,000
Paving	Track Family Fun Park	3345 W State Hwy 76	\$ 14,739
Building	Fall Creek Marina Pool Fence	1001 Fall Creek Dr	\$ 14,000
Mechanical	Grand Country Inn	1945 W State Hwy 76	\$ 14,000
Mechanical	Mark Smith	102 W Main St	\$ 13,112
Building	417 Vintage Market	114 N Commercial St Ste 100	\$ 12,500
Building	Pea Patch Nightly Rental Cabin	3330 W Harvey Ln	\$ 12,000
Building	EZ Center Reroof	1901 W State Hwy 76	\$ 11,000
Mechanical	Andy's Frozen Custard	3415 W State Hwy 76	\$ 11,000
Paving	The Foothills	350 S Wildwood Dr	\$ 10,202
Building	Pointe Royale	169 Highland Dr	\$ 10,000
Building	Pointe Royale	123 Bunker Ridge Dr	\$ 10,000
Building	Pointe Royale	132 Highland Dr	\$ 10,000
Building	Pointe Royale	137 Highland Dr	\$ 10,000
Building	Pointe Royale	151 Highland Dr	\$ 10,000
Building	Pointe Royale	148 Highland Dr	\$ 10,000
Building	Golden Corral	3551 Shepherd of the Hills Expy	\$ 10,000

QUARTERLY STATUS REPORT

TABLE 2-3: 1Q Building Permits for Commercial Construction Valued Over \$10,000

Type	Business	Address	Estimated Value
Building	Aquarium at the Boardwalk	2700 W State Hwy 76	\$ 27,400,000
Building	Wonderworks	2835 W State Hwy 76	\$ 13,000,000
Building	Cox Branson Utility Plant (STRUCT)	525 Branson Landing Blvd	\$ 1,500,000
Building	Wyndham Resorts	110 Fairfield	\$ 1,237,000
Building	Tequilas 2	4485 Gretna Rd	\$ 1,136,000
Building	Wyndham Resorts	425 Meadow Ridge	\$ 970,000
Building	Residence at Thousand Hills	135 Residence Ln	\$ 650,000
Building	Wyndham Walkways	301 Willow Bend BD39	\$ 562,000
Building	Welk Resort	1984 State Hwy 165	\$ 304,000
Land Disturb	Tequilas 2	4845 Gretna Rd	\$ 300,000
Building	Dutton Storage Addition	3454 W State Hwy 76	\$ 250,000
Building	Ramada Inn Demo	1700 State Hwy 76	\$ 250,000
Building	Marriott's Willow Ridge Lodge	2929 Green Mountain Dr	\$ 238,000
Building	Branson at the Falls	3165 Falls Pkwy BD 4	\$ 218,750
Building	Branson at the Falls	3165 Falls Pkwy BD 3	\$ 218,750
Building	Branson at the Falls	3165 Falls Pkwy BD 2	\$ 218,750
Building	Branson at the Falls	3165 Falls Pkwy BD 1	\$ 218,750
Building	Skechers Remodel	300 Tanger Blvd Ste #109	\$ 210,000
Landscape	Rosalee Street Warehouse	298 Rosalee St	\$ 200,000
Landscape	Tanger Outlets	300 Tanger Blvd	\$ 200,000
Building	Mellow Mushroom / Dude's Daiquiri's	333 Branson Landing	\$ 175,000
Building	The Lodges at Chateau Cove	175 Lakefront Dr	\$ 175,000
Building	Branson Towers Reroof	236 Shepherd of the Hills Expy	\$ 150,000
Building	Nightly Condos Phase 2 Remodel	388 S Wildwood Dr	\$ 125,000
Mechanical	Cox Plaza Chiller Replacement	101 Skaggs Rd	\$ 119,000
Pool	Lodges at Chateau Cove Pool	230 Chateau Cove Dr	\$ 110,000
Building	Plato's Cave BD 6 Level 3	3524 Keeter St	\$ 100,000
Building	BAT Boys Solar	570 Gretna Rd	\$ 100,000
Building	Tower Swing at Branson Coaster	2115 W State Hwy 76	\$ 80,000
Mechanical	Lodge of the Ozarks	3431 W State Hwy 76	\$ 70,000
Building	Starlite Theatre Remodel	3115 W State Hwy	\$ 65,000
Building	Interactive Experience Center	505 Branson Landing	\$ 65,000
Building	Platos Cave BD 6 Second Floor	3524 Keeter St	\$ 60,000
Building	Platos Cave BD 6 First Floor	3524 Keeter St	\$ 60,000
Building	Hollywood Wax Museum Stairs	3030 W State Hwy 76	\$ 58,000
Building	Plato's Cave BD 6 Basement	3524 Keeter St	\$ 50,000
Building	Starlite Theatre Remodel White Box	3115 W State Hwy 76	\$ 46,500
Building	Food Court Structure	3505 W State Hwy 76	\$ 46,460
Building	Starlite Theatre Remodel	3115 W State Hwy 76	\$ 45,000
Building	MRI Replacement	121 Cahill Rd Ste #202	\$ 45,000
Building	Grand Regency Deck Repair	175 Golf View Dr BD1	\$ 44,000
Building	AquaDam Storage Building	2855 Fall Creek Rd #110	\$ 40,000
Building	Lott Building	315 Gretna Rd	\$ 40,000



QUARTERLY STATUS REPORT

Type	Business	Address	Estimated Value
Building	Skyscraper	2435 W State Hwy 76	\$ 40,000
Electrical	Radisson Hotel Panel Upgrade	120 S Wildwood Dr	\$ 39,455
Building	Fort Branson Military Gifts	1150 W State Hwy 76	\$ 35,000
Building	Thousand Hills Golf Resort	245 S Wildwood Dr	\$ 29,000
Building	Thousand Hills Golf Resort	351 S Wildwood Dr BD 12	\$ 29,000
Building	Thousand Hills Golf Resort	351 S Wildwood Dr BD 11	\$ 29,000
Building	Thousand Hills Golf Resort	351 S Wildwood Dr BD 10	\$ 29,000
Building	Thousand Hills Golf Resort	351 S Wildwood Dr BD 9	\$ 29,000
Building	Thousand Hills Golf Resort	351 S Wildwood Dr BD 8	\$ 29,000
Building	Thousand Hills Golf Resort	351 S Wildwood Dr BD 7	\$ 29,000
Building	Thousand Hills Golf Resort	351 S Wildwood Dr BD 6	\$ 29,000
Building	Thousand Hills Golf Resort	351 S Wildwood Dr BD5	\$ 29,000
Building	Thousand Hills Golf Resort	351 S Wildwood Dr BD4	\$ 29,000
Building	Thousand Hills Golf Resort	351 S Wildwood Dr BD3	\$ 29,000
Building	Thousand Hills Golf Resort	351 S Wildwood Dr BD2	\$ 29,000
Building	Thousand Hills Golf Resort	351 S Wildwood Dr BD1	\$ 29,000
Building	Lakeside Shoppes Knife Store	486 Branson Landing Blvd Ste 203	\$ 28,000
Building	Plato's Cave BD 3	3524 Keeter St	\$ 25,000
Building	College Fund Donuts	213 Promenade Way	\$ 20,000
Building	Ballparks Gift Shop/Office	1000 Pat Nash Dr 10-6	\$ 18,500
Building	1984 Arcade	4240 Gretna Rd	\$ 17,000
Mechanical	Apple Tree Mall HVAC	1830 W State Hwy 76	\$ 15,000
Building	Ice Cream Parlor	111 S Commercial St	\$ 15,000
Plumbing	Dennys Grease Interceptor	2335 W State Hwy 76	\$ 15,000
Building	Majestic Paintball	2849 Gretna Rd	\$ 15,000
Mechanical	Drafts Sports Bar	2280 Shepherd of the Hills Expy	\$ 13,618
Mechanical	McDonalds	1361 State Hwy 248	\$ 13,000
Mechanical	Branson Bible Church Classrooms	533 Branson Landing Blvd	\$ 12,000
Building	Burrell Offices Infill	4480 Gretna Rd	\$ 10,500
Building	Pointe Royale	267 Bunker Ridge Dr	\$ 10,000
Building	Pointe Royale	128 Bunker Ridge Dr	\$ 10,000
Building	Pointe Royale	146 Bunker Ridge Dr	\$ 10,000
Building	Pointe Royale	170 Bunker Ridge Dr	\$ 10,000
Building	Pointe Royale	186 Bunker Ridge Dr	\$ 10,000
Building	AT&T KS4348 LTE 5C	3226 Shepherd of the Hills Expy	\$ 10,000
Building	Pointe Royale Reroof	126 Overlook Dr	\$ 10,000
Building	Pointe Royale Reroof	112 Overlook Dr	\$ 10,000
Building	Marriott Willow Ridge Lodge Pool	2929 Green Mountain Dr	\$ 10,000
Building	Pointe Royale Reroof	175 The Bluffs	\$ 10,000
Building	Pointe Royale Reroof	160 The Bluffs	\$ 10,000
Building	Pointe Royale Reroof	149 The Bluffs	\$ 10,000
Building	Pointe Royale Reroof	141 The Bluffs	\$ 10,000
Building	Pointe Royale Reroof	127 The Bluffs	\$ 10,000
Building	Pointe Royale Reroof	129 The Bluffs	\$ 10,000



QUARTERLY STATUS REPORT

Type	Business	Address	Estimated Value
Building	Pointe Royale Reroof	150 The Bluffs	\$ 10,000
Mechanical	Branson Craft Mall	694 State Hwy 165	\$ 10,000
Building	AT&T KS4199	102 Courtney Dr	\$ 10,000
Building	Living Dinosaurs	2020 W State Hwy 76	\$ 10,000
Building	Branson Apartments	408 Judy St	\$ 10,000
Plumbing	Mellow Mushroom Grease Trap	333 Branson Landing	\$ 10,000
Building	Options Building	192 Expressway Ln Ste 210	\$ 10,000

QUARTERLY STATUS REPORT

SECTION 3: CODE ENFORCEMENT ACTIVITY

ENFORCEMENT SUMMARY

The following are the summary data for year-to-date activities:

487 Total Files Opened	48% of Closed Complaints Resolved Verbally*
447 Total Confirmed Violations	10% of Closed Complaints Resolved via Courtesy Notice*
92% Confirmed Complaints	38% of Closed Complaints Resolved via Notice & Order*
80 Violations Currently Open	5% of Closed Complaints Resolved via Citation*
367 Confirmed Violation Files Closed	
82% Closure Rate for Confirmed Violations	(*excludes mow violations)

TABLE 3-1: Year-to-Date Confirmed Violations by Type

Violation		2019		2018		2017		2016		2015
		Number of Files	Change Prior Yr	Number of Files	Change Prior Yr	Number of Files	Change Prior Yr	Number of Files	Change Prior Yr	Number of Files
Weeds	opened	168	31%	128	-42%	220	-11%	246	-7%	264
	closed	150	22%	123	-39%	203	-14%	236	-8%	256
Signs	opened	62	-17%	75	-39%	122	-2%	124	-11%	140
	closed	59	-19%	73	-38%	117	3%	114	-16%	136
Trash / Rubbish	opened	46	-32%	68	3%	66	2%	65	-12%	74
	closed	39	-37%	62	9%	57	-3%	59	-12%	67
Vehicles	opened	27	8%	25	-22%	32	60%	20	-43%	35
	closed	17	-32%	25	-14%	29	61%	18	-45%	33
Property Maint.	opened	71	18%	60	-34%	91	15%	79	32%	60
	closed	43	8%	40	-39%	66	10%	60	28%	47
Multiple Issues	opened	13	30%	10	-50%	20	43%	14	17%	12
	closed	7	-22%	9	-25%	12	20%	10	67%	6
Safety	opened	16	78%	9	-40%	15	114%	7	-30%	10
	closed	13	333%	3	-70%	10	67%	6	-25%	8
Zoning, general	opened	43	-20%	54	93%	28	0%	28	-33%	42
	closed	38	-27%	52	86%	28	0%	28	-32%	41
Building, general	opened	1	0%	1	0%	1	100%	0	-100%	1
	closed	1	0%	1	100%	0	0%	0	-100%	1
Weekly Rental	opened	0	0%	0	-100%	2	200%	0	0%	0
	closed	0	0%	0	-100%	2	200%	0	0%	0
TOTALS	opened	447	4%	430	-28%	597	2%	583	-9%	638
	closed	367	-5%	388	-26%	524	-1%	531	-11%	595

QUARTERLY STATUS REPORT

TABLE 3-2: Confirmed Violations by Type and Month

	Jan	Feb	Mar	Apr	May	Jun	Jul	Aug	Sep	Oct	Nov	Dec	Total
Weeds				22	43	21	30	27	25				168
Signs	10	1	3	3	5	6	7	19	8				62
Trash	5	7	5	1	9	3	5	4	7				46
Safety	2	2		2		5		4	1				16
Vehicles	3		2	1	1	4		5	11				27
Multiple		2	2	1	2	2		2	2				13
Zoning, general	1	1	9	4	10	1	4	8	5				43
Building, general				1									1
Property Maint., general	10	5	9	9	3	6	8	11	10				71
Total Violations	31	18	30	44	73	48	54	80	69				447

FIGURE 3-1

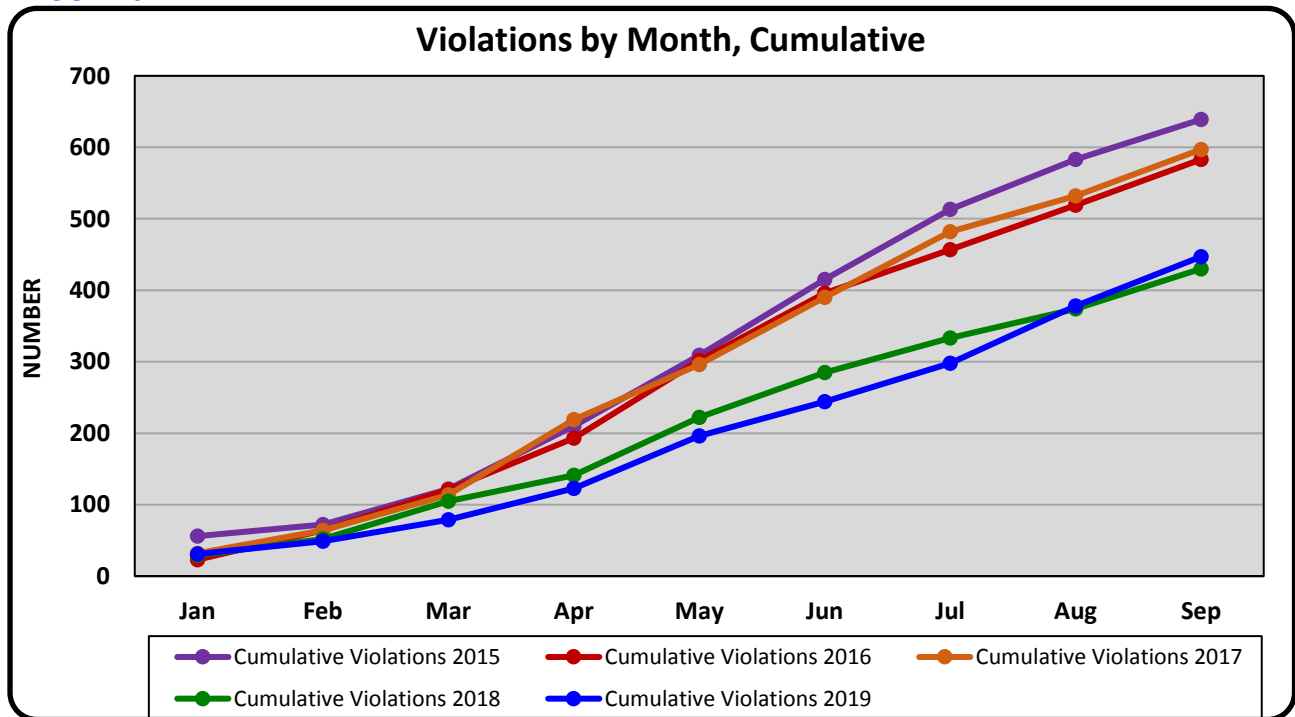


FIGURE 3-2

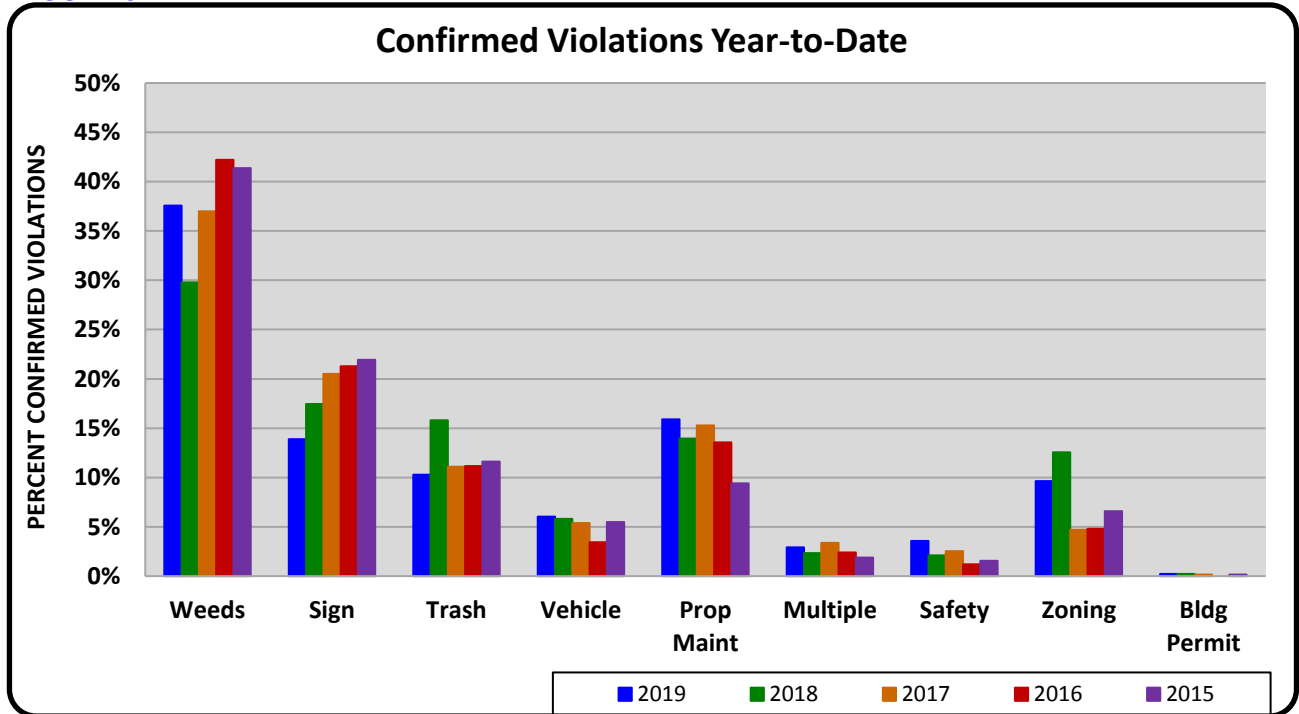


FIGURE 3-3

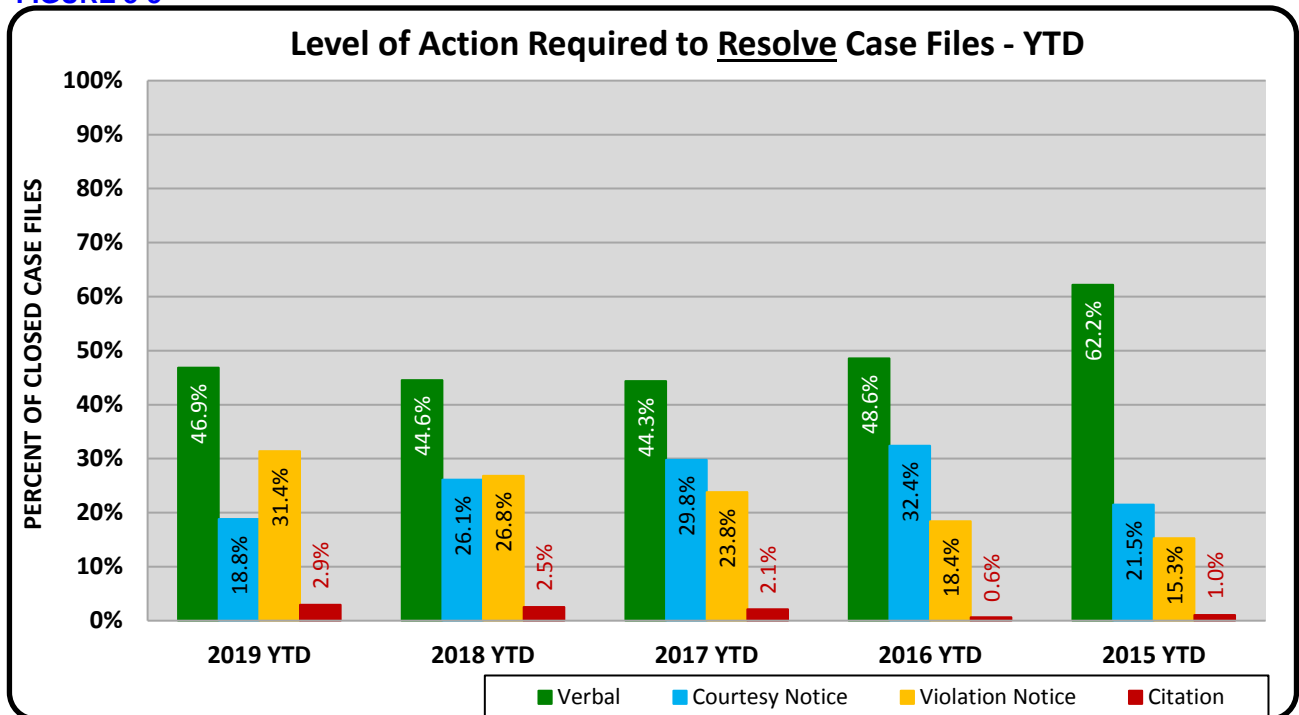
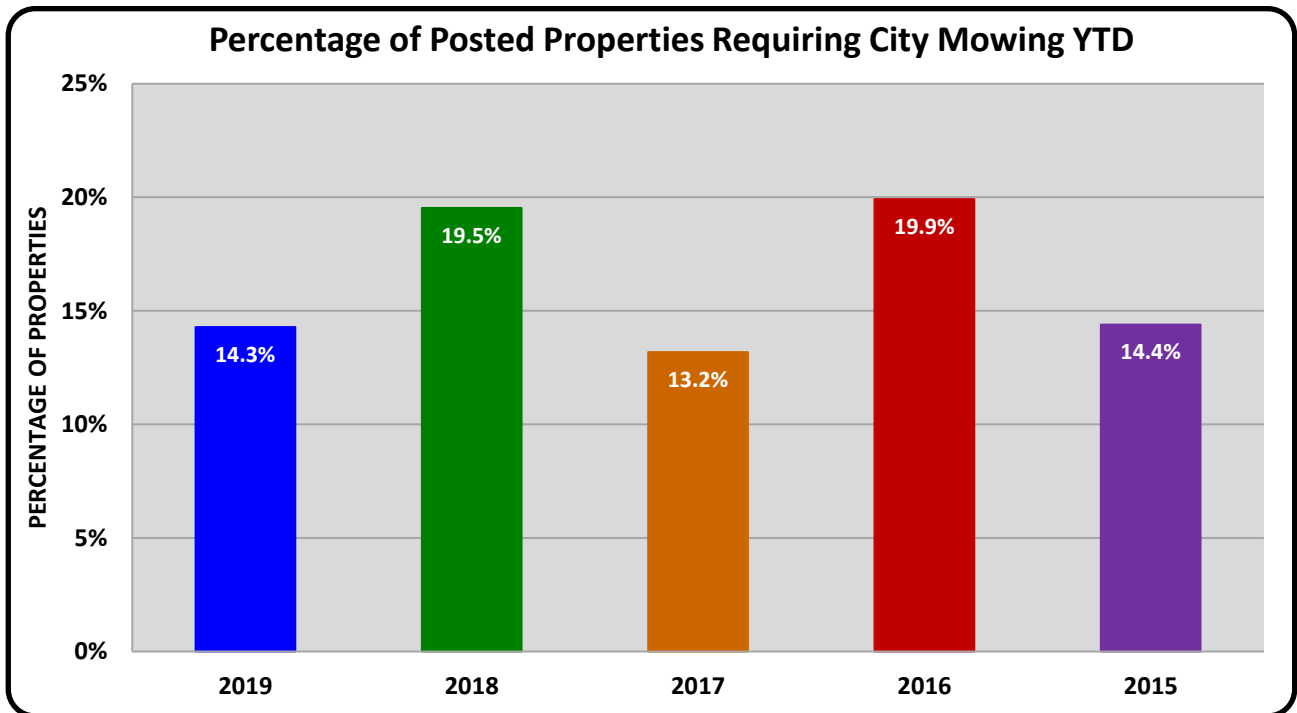


TABLE 3-3: Weed Abatement

Total Weed Violations	168	
No Violation	14	8.3%
Verbal Request to Mow	25	14.9%
Courtesy Notice Issued	1	0.6%
Notice & Order Issued	98	58.3%
Mowed by City	24	14.3%

RESOLUTION

FIGURE 3-4



QUARTERLY STATUS REPORT

TABLE 3-4: Citations Issued YTD

Address in Violation	Property Known As	Reason for Violation	Number of Citations Issued YTD
101 GRETNA RD	old Economy Motel	Property Maintenance, general	1
102 N FIFTH ST	Livin' On Main apartments	Property Maintenance, general	1
620 ELLISON AVE	Feuerborn	Garbage/Rubbish improperly stored / not collected	2
3305 W STATE HWY 76	76 Express	Property Maintenance, general	1
3520 W STATE HWY 76	Windsor Inn	Property Maintenance, general	1
368 SHERRY LN		Zoning, general	1
1157 W STATE HWY 76	America's Fun Park	Zoning, general	1
138 ROSE ONEILL DR	Chrisman	Property Maintenance, general	1
1013 CLIFF DR		Zoning, general	1
2421 W STATE HWY 76	Great American Steak & Chicken	Safety	1
2361 FALL CREEK RD	Old recording studio owned by James Mock	Property Maintenance, general	1
2421 W STATE HWY 76	Great American Steak & Chicken	Property Maintenance, general	1
10 SCENIC CT #5		Property Maintenance, general	1
673 STATE HWY 165	Coffelt Country Flea Market	Safety	1
673 STATE HWY 165 #1	Ozark Sign & Woodworking	Safety	1
400 TRUMAN DR	Ghan	Vehicle(s): junked, disrepair, inoperable, unlicensed	1
212 S PAYNE STEWART DR	BMDC LLC	Sign	1
1106 W STATE HWY 76	Branson Plaza	Property Maintenance, general	9
220 S WILDWOOD DR	Getaway Inn	Multiple	6

QUARTERLY STATUS REPORT

Address in Violation	Property Known As	Reason for Violation	Number of Citations Issued YTD
1204 BLACKNER ST	Allen	Garbage/Rubbish improperly stored / not collected	1
997 STATE HWY 165	Steak & Catfish House	Property Maintenance, general	1
306 ELLEN ST		Safety	1
102 N FIFTH ST	Griffith	Property Maintenance, general	1
194 DANDY WAY	Mock	Vehicle(s): junked, disrepair, inoperable, unlicensed	1
1000 PAT NASH DR	Tommy Hawks Axe House	Sign	1
416 S BUS 65	Dollar General	Multiple	2
910 W HIGHLAND ST		Zoning, general	1
102 N FIFTH ST	Livin' On Main apartments	Garbage/Rubbish improperly stored / not collected	16

QUARTERLY STATUS REPORT

TABLE 3-5: Multiple Violations by Address (2019)

Property Address	Violations
102 N FIFTH ST	9
1900 W STATE HWY 76	7
1447 STATE HWY 248 A-1	6
130 HAMLET RD	5
2050 W STATE HWY 76	4
2849 GRETNA RD	4

TABLE 3-5:

102 N. Fifth St. is the Livin' On Main Apartments where there have been safety and property maintenance problems. 1900 W. State Hwy 76 is the Branson Villas that has many property maintenance issues and is currently closed. 1447 State Hwy 248 is the old Kmart location where there has been rubbish and graffiti violations. 130 Hamlet Rd. is the Oaks at Branson Apartment that has had some property maintenance violations. 2050 W. State Hwy 76 is Walmart on the Strip where there have been ongoing issues with car for sale in the parking lot. 2849 Gretna Rd. is the Majestic Steakhouse property that has had property maintenance, sign, and inoperable vehicle violations.

TABLE 3-6:

2050 W. State Hwy 76 is Walmart on the Strip where there have been ongoing issues with car for sale in the parking lot. 210 S. Wildwood Dr. is the old Knights Inn that is now open for business, but has had weed, graffiti and swimming pool issues when it was shutdown. 1700 W. State Hwy 76 is the closed Ramada Inn property with weed, graffiti, electrical, and swimming pool violations. 1023 W. Main St. is the Good Shepherd Inn that has had many property maintenance violations over the years, but now has a new owner that is remodeling the entire premises. 1031 W. Main St. is the vacant Landing View Resort property with property maintenance violations. 1900 W. State Hwy 76 is the Branson Villas that has many property maintenance issues and is currently closed. 505 Gretna Rd. is the old Rosalee Inn that has had property maintenance, sign and nuisance issues. It has been, however, remodeled and should re-open in early 2020.

TABLE 3-6: Multiple Violations by Address (2015 - present)

Property Address	Violations
2050 W STATE HWY 76	41
210 S WILDWOOD DR	35
1700 W STATE HWY 76	28
1023 W MAIN ST	23
1031 W MAIN ST	22
1900 W STATE HWY 76	22
505 GRETNA RD	22
1115 W STATE HWY 76	21
1129 W STATE HWY 76	21
1166 W STATE HWY 76	21
1201 W STATE HWY 76	21
1447 STATE HWY 248 A-1	21
1835 W STATE HWY 76	20
3705 W STATE HWY 76	20
2855 W STATE HWY 76 #101	19
706 S SECOND ST	19
903 CANAL ST	19
2210 W STATE HWY 76	18
3305 W STATE HWY 76	18
416 S BUS 65	18
707 S SYCAMORE ST	18
302 VETERANS BLVD	17
907 W MAIN ST	17

FIGURE 3-5

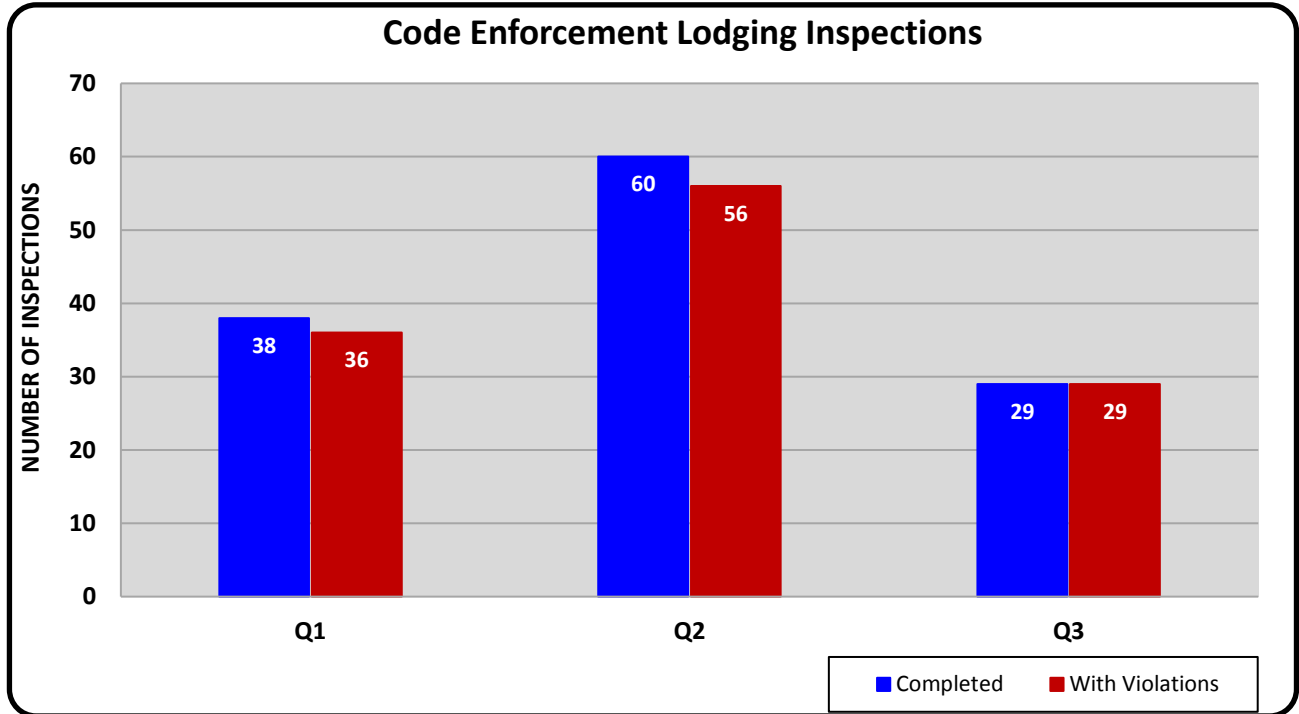
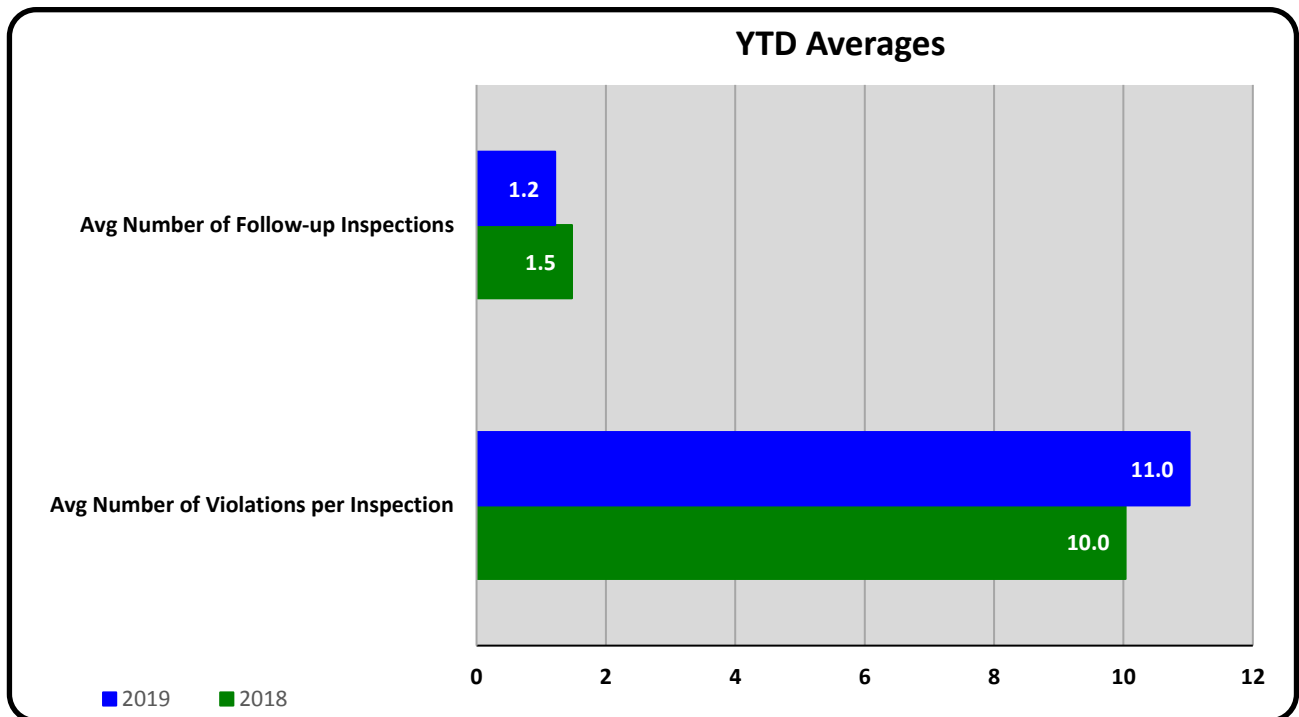


FIGURE 3-6



SECTION 4: CODE ENFORCEMENT PERFORMANCE MEASUREMENTS

FIGURE 4-1

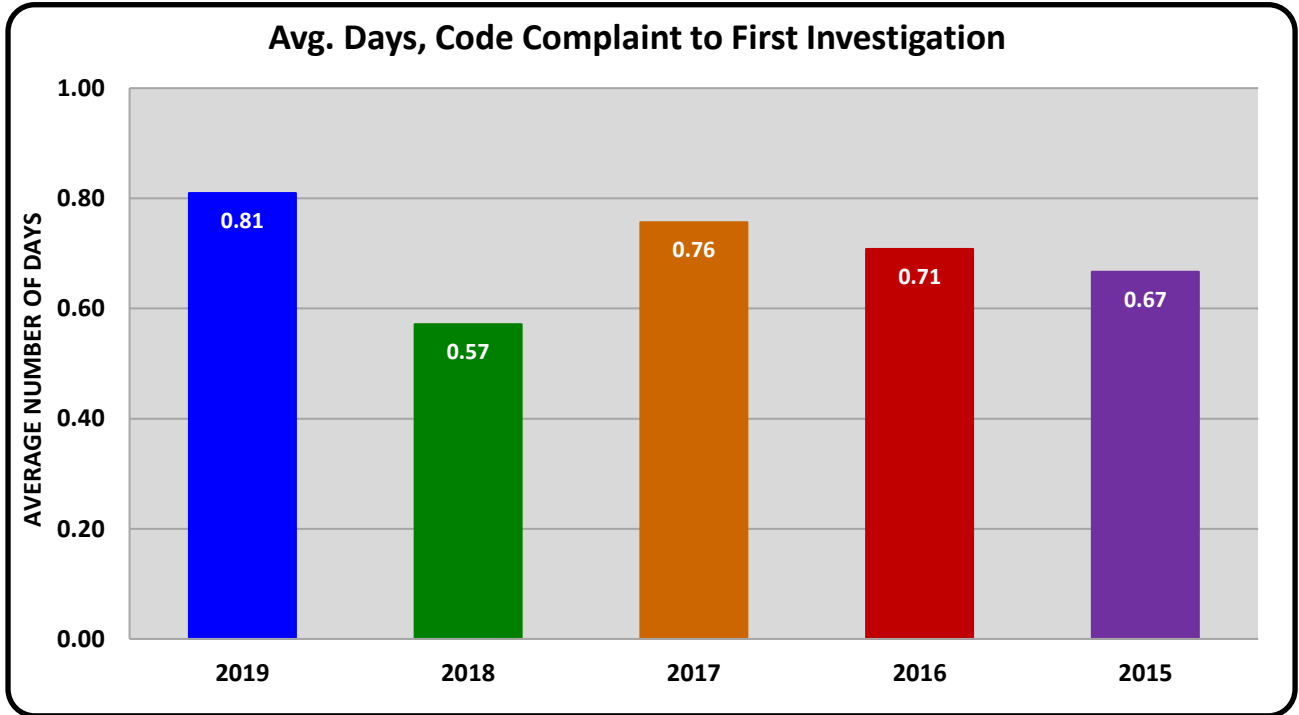


FIGURE 4-2

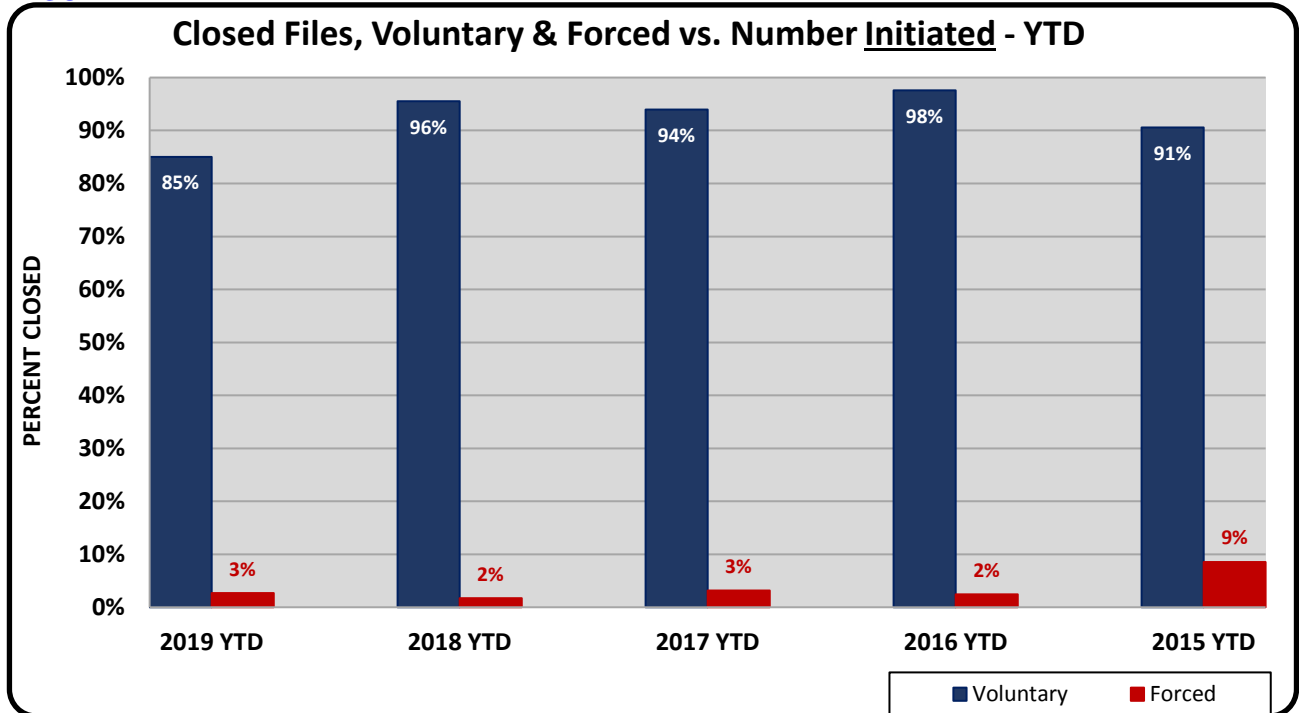


FIGURE 4-3

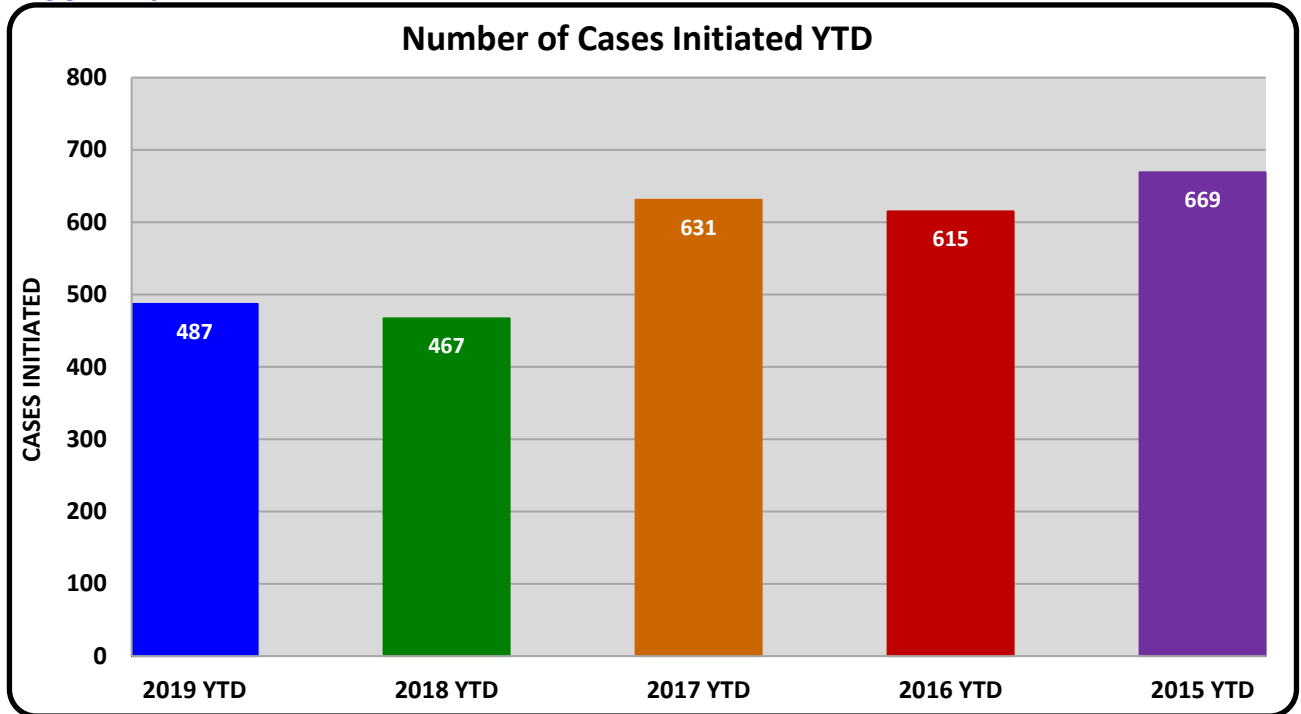
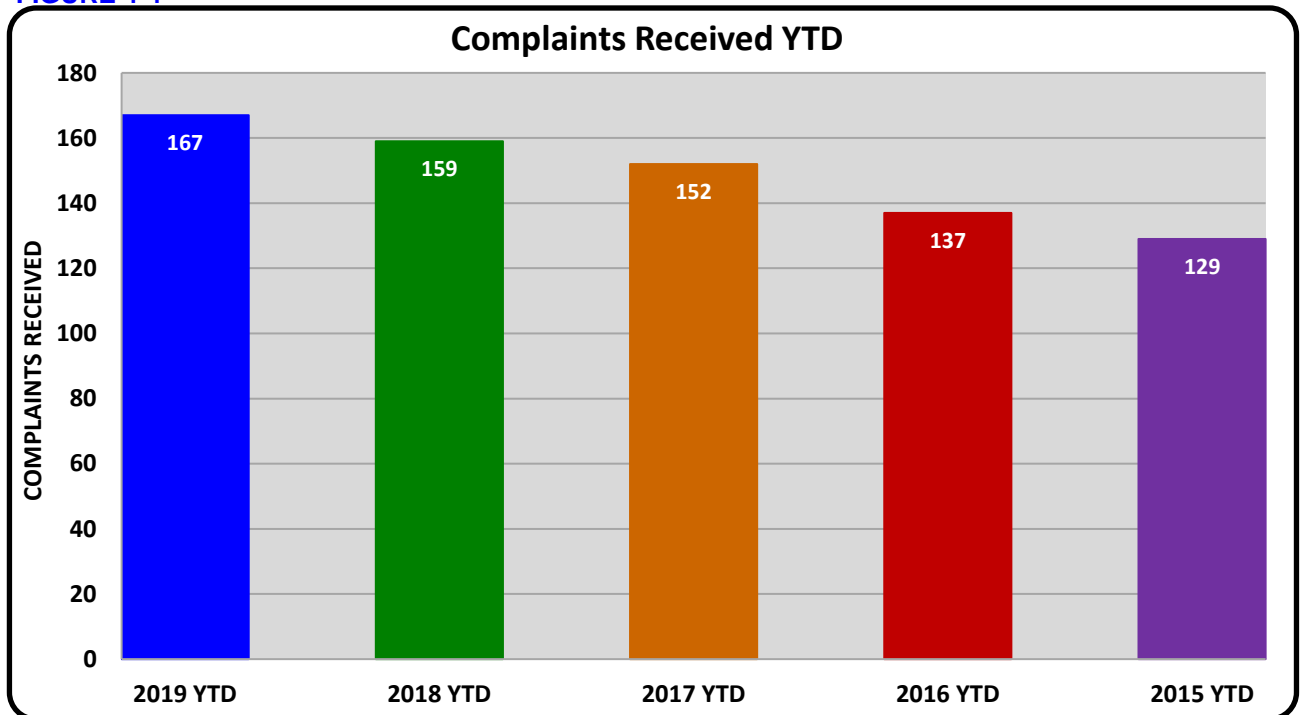


FIGURE 4-4



SECTION 5: SIGN ACTIVITY

TABLE 5-1: Sign Removals

	Jan	Feb	Mar	Apr	May	Jun	Jul	Aug	Sep	Oct	Nov	Dec	Total
Garage Sale			2	16	12	10	4		6				50
Real Estate		1		1	1	1	2	1	1				8
Political		5	1										6
Business Advertisement		8	2	1	4	4	3	2	2				26
Employment / Hiring													
Moving Sale													
Other													
TOTALS		14	5	18	17	15	9	3	9				90

FIGURE 5-1

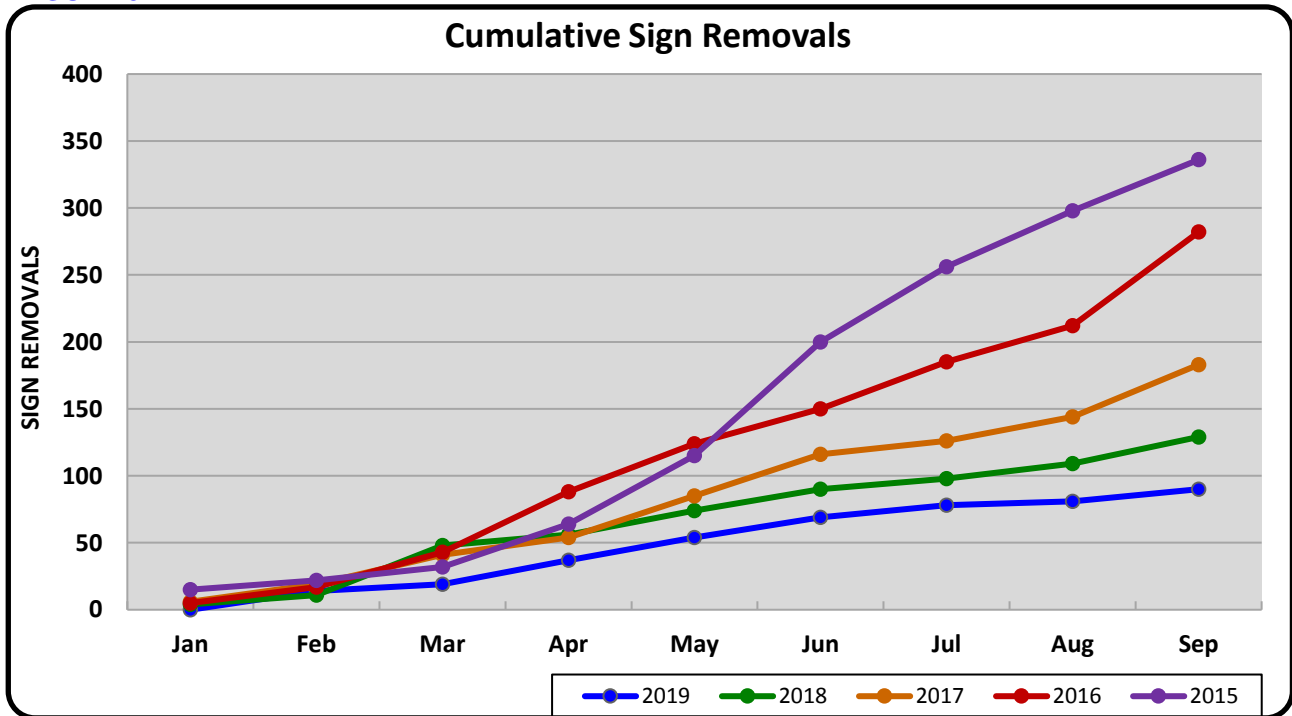


FIGURE 5-2

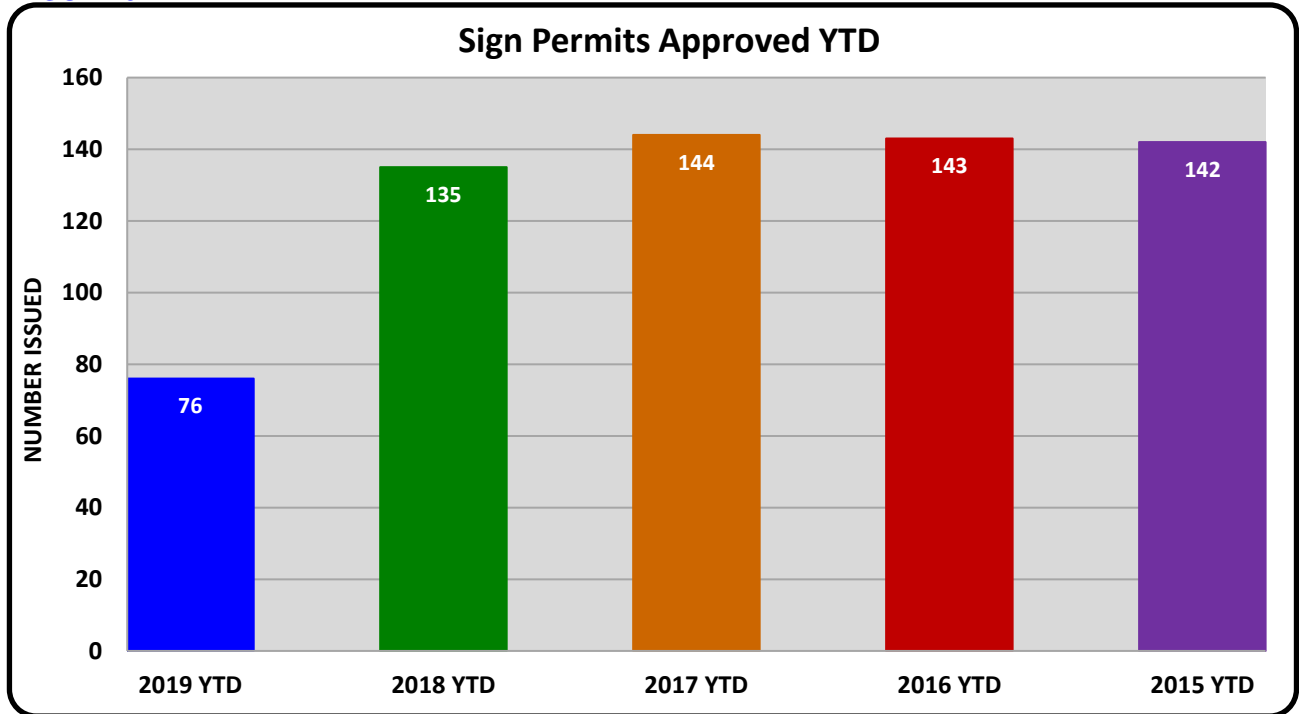


FIGURE 5-3

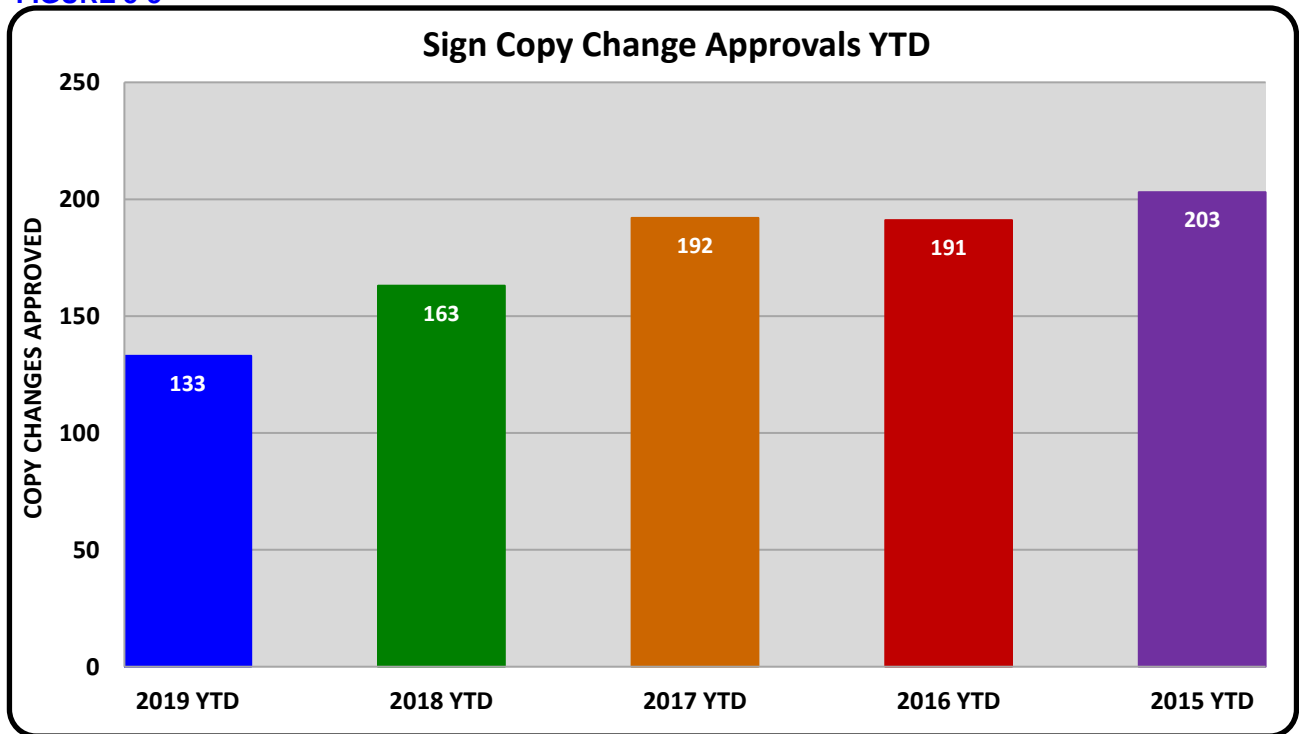


FIGURE 5-4

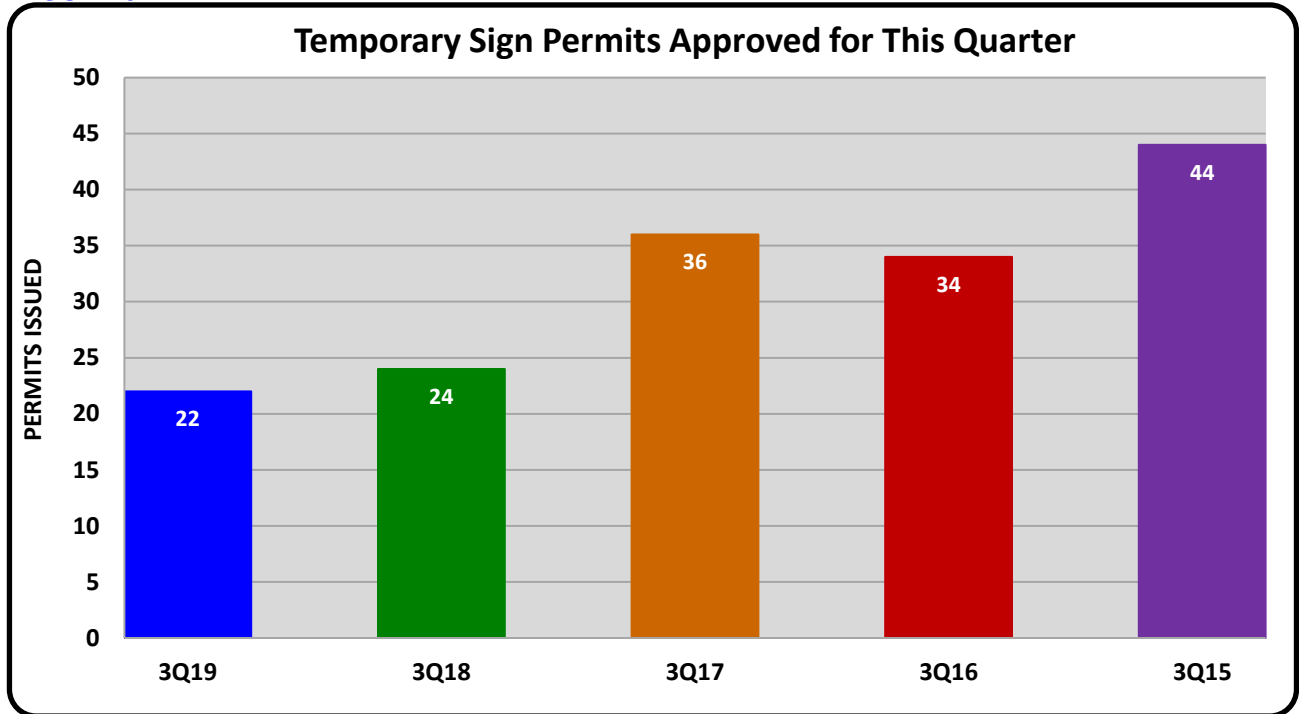
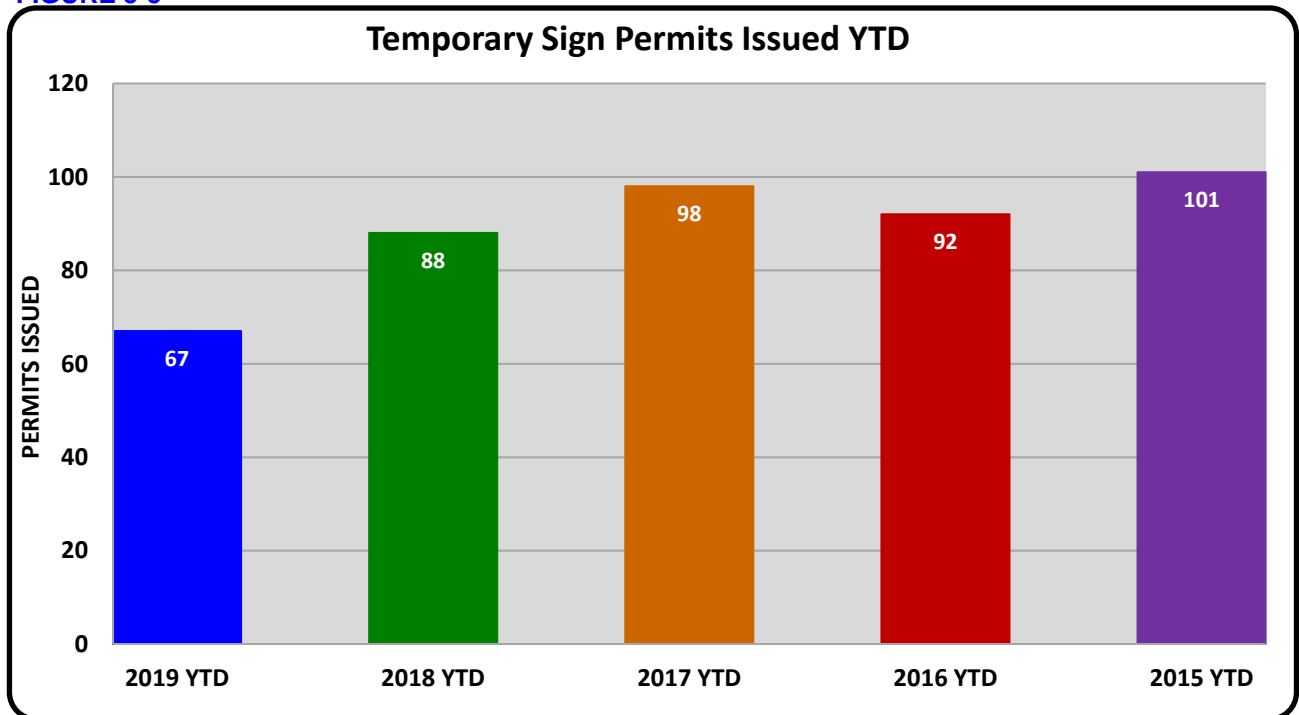


FIGURE 5-5



QUARTERLY STATUS REPORT

SECTION 6: PLANNING ACTIVITY

TABLE 6-1: Planning Activity

Activity	Jan	Feb	Mar	Apr	May	Jun	Jul	Aug	Sep	Oct	Nov	Dec	Total
Administrative Review													0
Annexation	1				3	6	2	1	1				14
Condominium Split	1	1			1				1				4
Easement Vacation													0
Final Subdivision Plat			1										1
Final Subdivision Replat													0
General Application													0
Minor Subdivision Replat	1	1	2				3	6	1				14
Municipal Code Amendment	3			1		1	2						7
Planned Development													0
PD Amendment	1	1			1								3
Preliminary Subdivision Plat	2												2
Preliminary Subdivision Replat													0
Special Events				2			2	3					7
Special Events - Street Closure	1		1	2	2			1	1				8
Special Permit													0
Special Use	2		1				1						4
Street Vacation													0
Variance													0
Zoning Request	1				2	7	2	1	3				16
Zoning Change				1				1					2
Tree Removal Requests	7	3	8	11	11	4	13	10	3				70
Open for Business	2	2	2	5	4	3	2	3	2				25
Home Occupation	2	1	1	2	1	1		1					9
Charitable Dropbox													0
Garage / Yard / Estate Sale	1		5	27	69	14	9	17	48				190
Portable Storage Unit													0
Recycling Drop-off Center													0
Searchlight													0
Temporary Vehicle Wash													0
Construction Office / Storage													0
Farmer's Market					1								1
Food Truck	2		2	1	2	2	3	2					14
Outdoor Sales / Promo Event		1	1		2			2					6
Public Event	1	2	2	5	2	2		2					16
Seasonal Sale			1	1	2	2							6
Temporary Office Facility													0
TOTALS	28	12	27	58	103	42	39	50	60				419

FIGURE 6-1

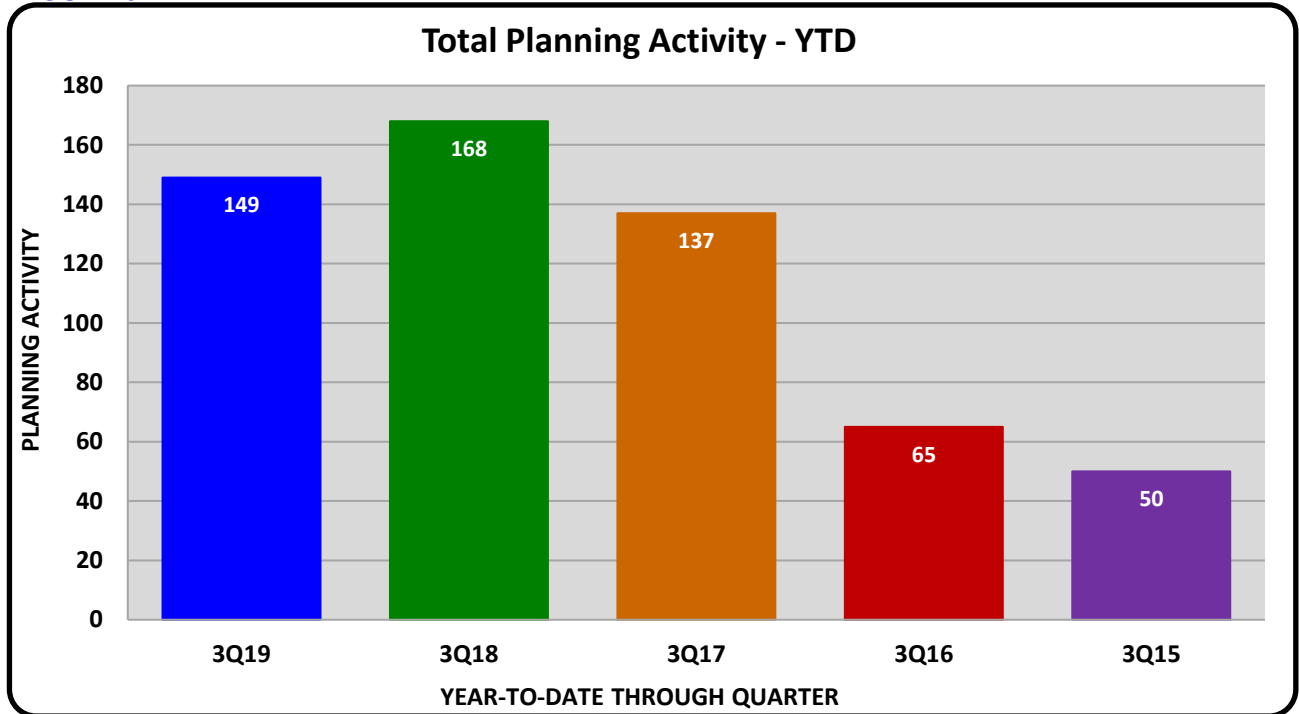


FIGURE 6-2

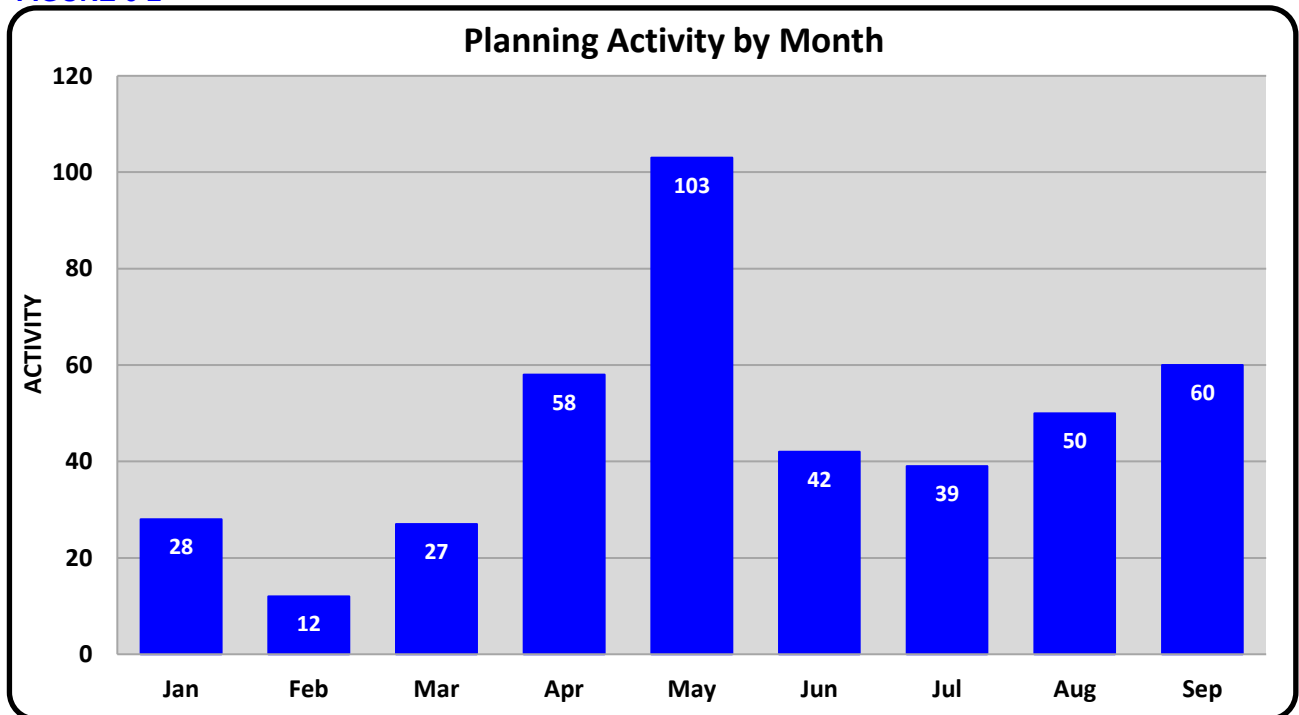
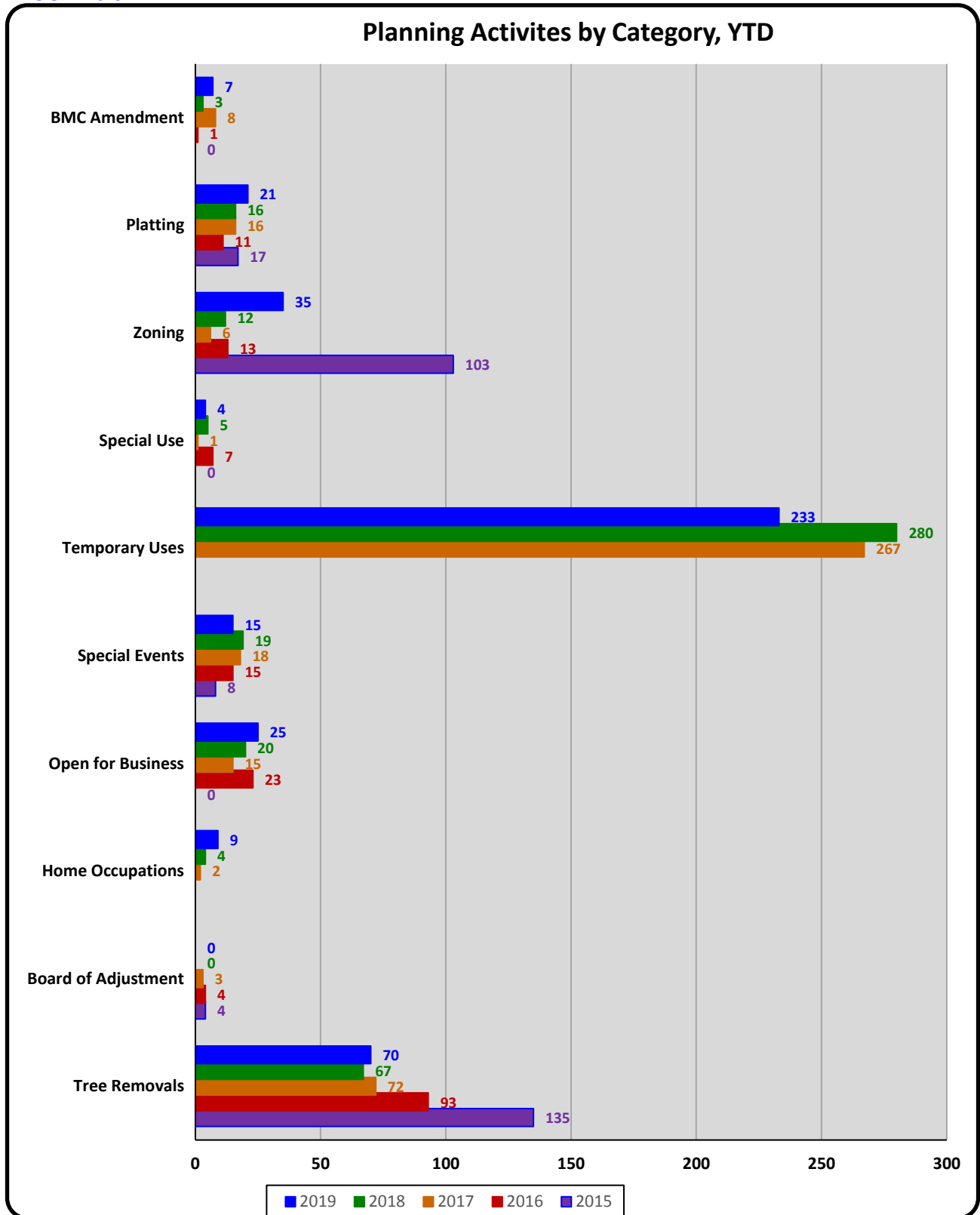


FIGURE 6-3



SECTION 7: PLANNING DEPARTMENT SURVEYS

SURVEY SUMMARY

494 Surveys Issued
 85 Surveys Returned
 17% Return Rate

TABLE 7-1: Survey Question Responses, YTD

Question	Responses	Respondent Assessments					
		Excellent	Good	Fair	Poor	Bad	NA*
1. Explanation of the permit process	85	86%	12%	1%	1%	0%	0%
2. Clarity and helpfulness of information received	84	76%	15%	2%	1%	0%	5%
3. Timeliness of the permit process	85	73%	19%	7%	0%	1%	0%
4. Explanation of the inspection process	85	80%	16%	1%	0%	0%	2%
5. Timeliness of inspections performed	83	72%	24%	1%	0%	0%	2%
6. Consistency and fairness in applying codes	84	77%	14%	7%	0%	0%	1%

*Note: "NA" means no answer was provided by the respondent.

FIGURE 7-1: Survey Question Response Comparisons

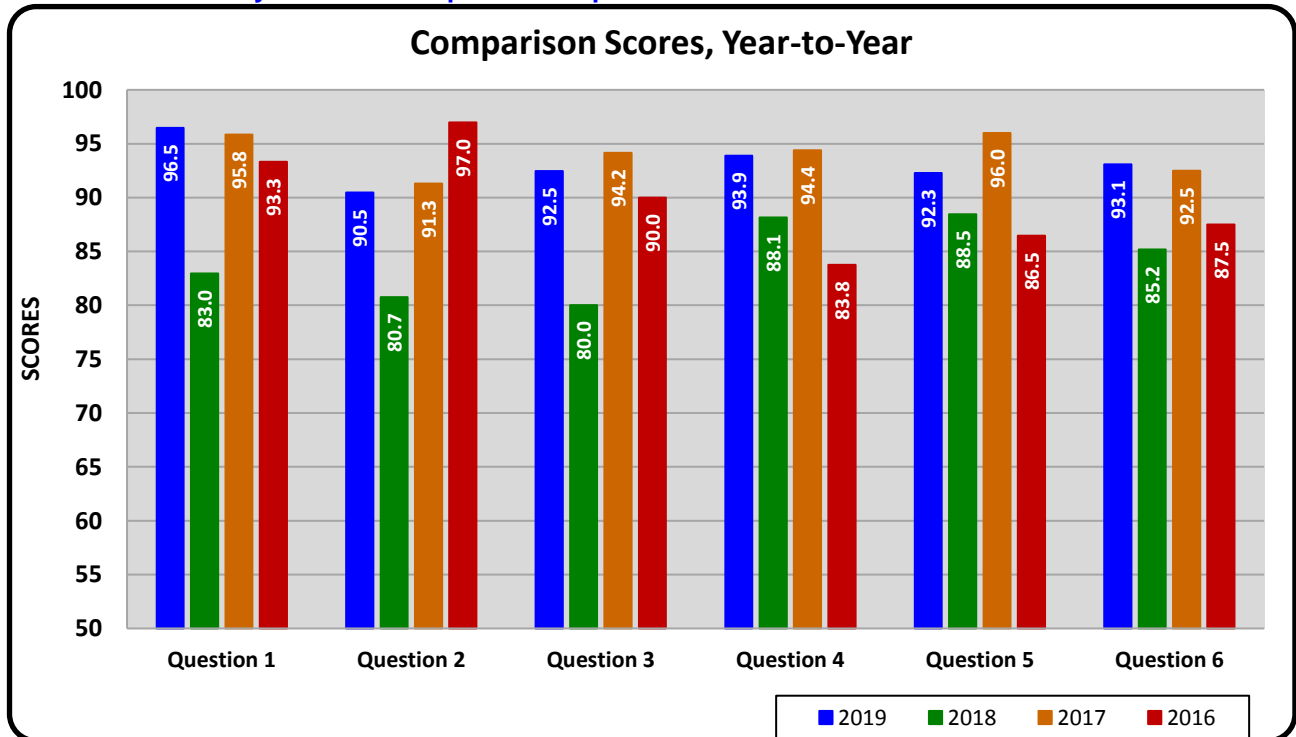


TABLE 7-2: Department Division Performance Assessments, YTD

Division	Experience	
	Positive	Negative
Building	100.0%	--
Planning	86.4%	13.6%
Admin	99.2%	0.8%